




THE STAMP BOOK

OF BRICKFORM TEXTURING TOOLS



This guide features BRICKFORM's most popular stamping tools. A variety of textures are available for immediate order: stone, slate, tile, wood, and brick. View the pattern variations of each texture stamp with BRICKFORM's helpful technical drawings.

These stamps are designed to work with BRICKFORM's complete system of decorative concrete products for coloring, staining, texturing, resurfacing, and sealing. Visit www.brickform.com to see BRICKFORM's full product offering of stamping tools, an extensive line of coloring and sealing products, and a photo gallery of finished projects.

**For more information see your Brickform dealer,
or call 800-483-9628.**

Seamless Skins


BRICKFORM Seamless Skins™ are feathered-edged skins that produce continuous texture with no grout or joint lines. BRICKFORM texture skins are available in standard-grade and ultra-flexible materials, all designed with unsurpassed quality.

See page 27 for ordering information.



Blue Stone Texture (A)

A natural stone surface with a sandy texture that includes clefts which leave a layered appearance.




Heavy Stone Texture (D)

A rough, natural stone surface containing chips, fractures, pockmarks and veins.




Sanded Slate Texture (E)

Similar to our slate texture with the addition of a lightly sanded appearance across the entire texture field.




Roman Slate Texture (H)

A slate stone surface that utilizes dips, ridges and veins to create a continuously changing texture across the entire surface.



Yucatan Texture (J)

A stone surface consisting of deep chips, pits and fractures creating a continuously undulating texture.




Veronica Stone (M)

The design is similar Bush Stone, and appears to be created by a mason's bush hammer with a pitted and irregular surface.



Texas Sea Shells (N)

Random pieces of sea shells and coral of various sizes, shapes and types laid in a random fashion over a field of sand.



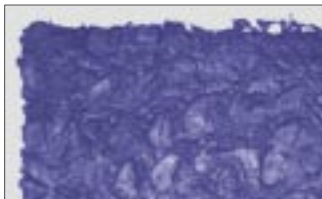
Elk Mountain Texture (Q)

A consistent light stone texture, making it appealing for indoor and outdoor applications.



Elk Mountain Texture (veined) (R)

A light stone texture with well placed fractures, making it appealing for indoor and outdoor applications.



Lunar Rock (U)

An out of this world look that will transform any hardscape. The surface boasts a meteor shower of texture with a variety of impacted stones.



Super Slate (V)

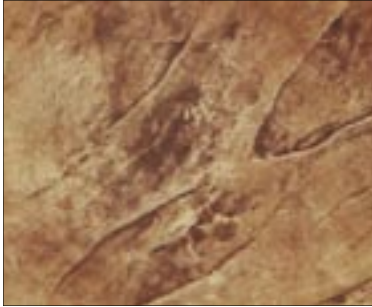
A blended slate pattern with enhanced highlights.



Limestone Texture (B)
A natural stone surface, similar to Veronica Stone but with a finer texture.




Rough Stone Texture (C)
A natural stone texture characterized by a continuous coarse surface with several distinguishing veins.



Renaissance Slate Texture (F)
A natural, stone surface with a slight sandstone texture that includes various veins, typically running in a similar direction.




Chiseled Slate Texture (G)
A naturally laminated stone texture, split along parallel planes, hand-tooled to create a chipped, fragmented look.



Sierra Seamless Texture (K)
A natural stone texture with an ocean-worn surface that combines rough, heavy, stone appearance with water-washed ridges, veins and clefts.



Rocky Mountain Stone Texture (L)
A natural stone surface that incorporates a rough, uneven texture with naturally etched veins and ridges.



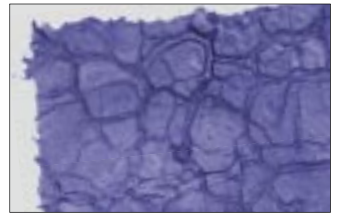

Smooth Slate Texture (O)
A naturally laminated stone texture, split along parallel planes, creating an uneven surface that incorporates various veins and ridges.




Desert Slate Texture (P)
A simulated slate texture that combines numerous clefts and irregular surfaces to create the ideal concrete impressions.



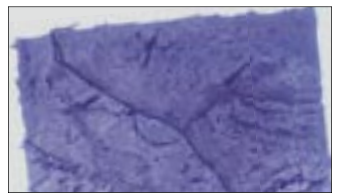
Regal Ashlar Slate (S)
A robust texture, with constantly changing ridges, brings a majestic and noble look to any surface.



Cracked Mud (T)
A bold and daring, natural earth texture with a surface that looks and feels real.



Sidewalk Stone (W)
A rustic blend of soft and strong textures, giving a traditional feel to any surface.




Riviera Texture (X)
A naturally laminated stone texture, split along parallel planes, creating an uneven surface that incorporates various veins and ridges.

Paladiano Texture Mats by Bob Harris

These speciality tools are cast from natural stones in historical regions with authentic textures and shapes that are pleasing to the eye from all angles. England, Italy, Bulgaria, Greece, Cyprus and France are the locations which inspired the "Wonders of the World" stamping tool line.

Paladiano Gallery



Pavimento of Paris




Stones of Athens



Fractured Cyprus Slate



Hammered Sofia Stone

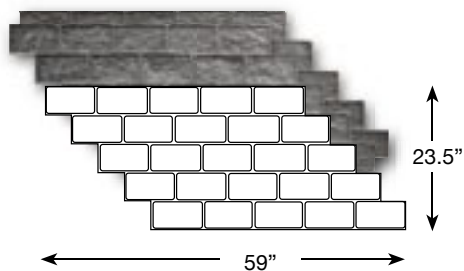


Rotating Venetian Marble

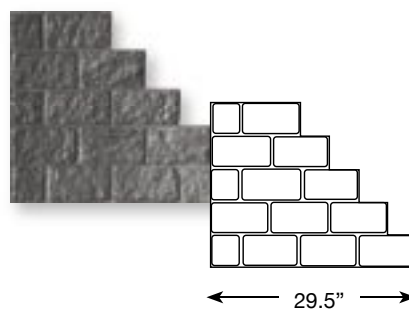


Yorkshire Cobble

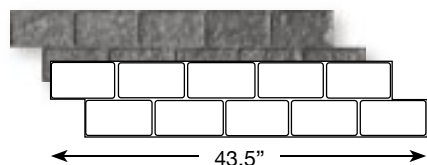
Yorkshire Cobble



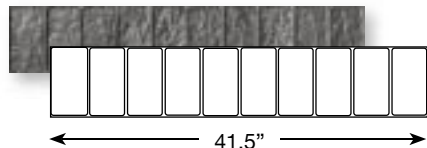
PD-100
Yorkshire Cobble
Full Tool
 59" x 23.5"
 (149.9 x 59.7 cm)
 I, II



PD-105
Yorkshire Cobble
Left Tool
 29.5" x 23.75"
 (74.9 x 60.3 cm)



PD-115
Yorkshire Cobble
Double Row Border
 43.5" x 9.5" (110.5 x 24.1 cm)



PD-120
Yorkshire Cobble
Soldier Course Border
 41.5" x 8" (105.4 x 20.3 cm)

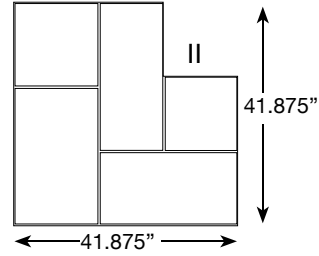
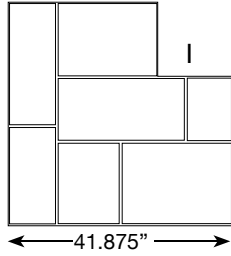

Also Available:
PD-110, Single Stone
 8.5" x 4.75" (21.6 x 12.1 cm)



PD-125
Yorkshire Cobble
Small Skin
 24" x 24"
 (61 x 61 cm)

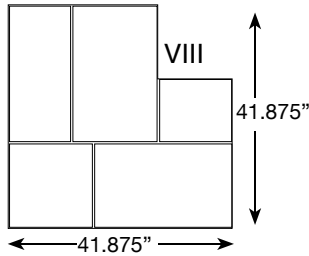
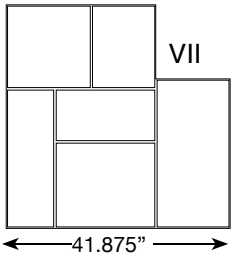
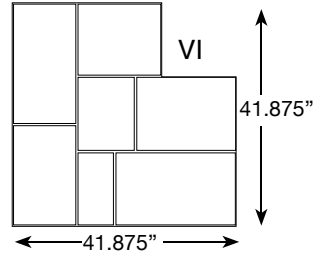
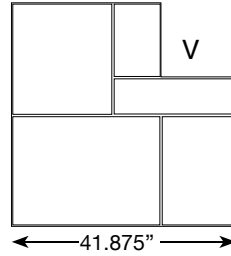
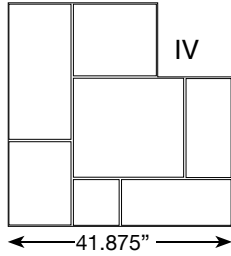
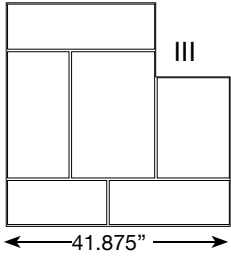
Also Available:
PD-410, Extra-Small Skin
 12" x 12" (30.5 x 30.5 cm)

Fractured Cyprus Slate



PD-600

**Fractured Cyprus Slate
Full Tool**
41.875" x 41.875"
(106.4 x 106.4 cm)
I, II, III, IV, V, VI, VII, VIII

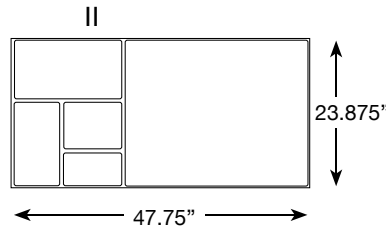
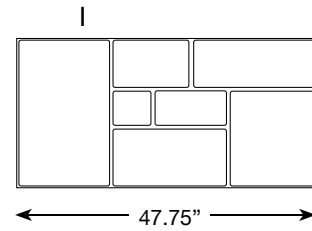


PD-605

**Fractured Cyprus Slate
Small Skin**
24" x 24"
(61 x 61 cm)

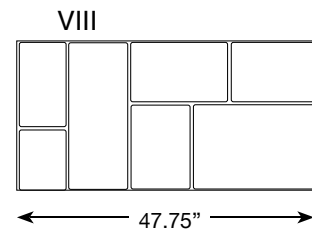
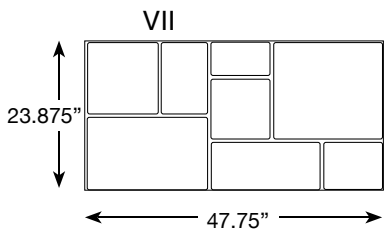
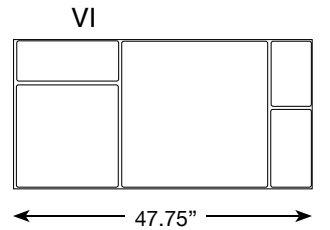
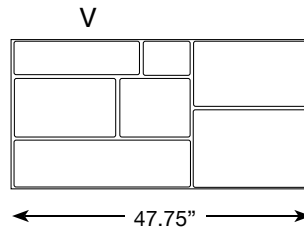
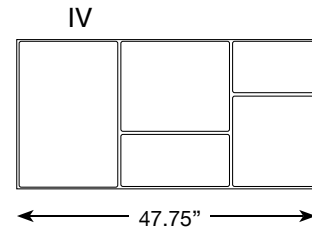
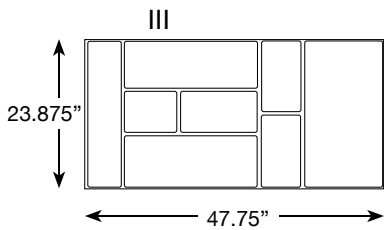
Also Available:
PD-610, Extra-Small Skin
12" x 12" (30.5 x 30.5 cm)

Stones of Athens



PD-400

**Stones of Athens
Full Tool**
47.75" x 23.875"
(121.3 x 60.6 cm)
I, II, III, IV, V, VI, VII, VIII

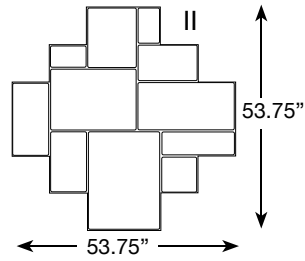
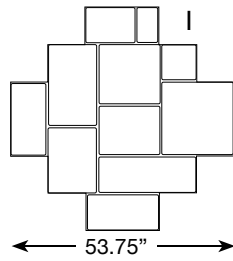



PD-405

**Stones of Athens
Small Skin**
24" x 24"
(61 x 61 cm)

Also Available:
PD-410, Extra-Small Skin
12" x 12" (30.5 x 30.5 cm)

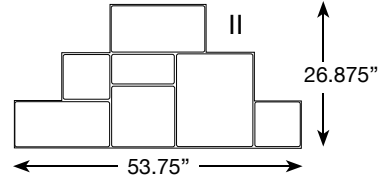
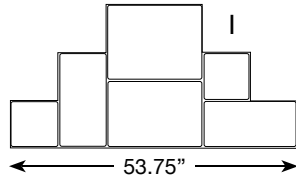
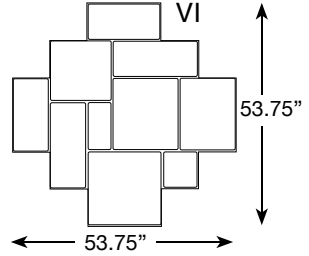
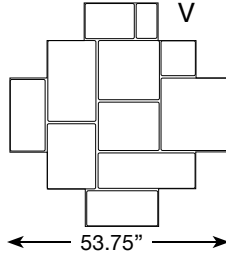
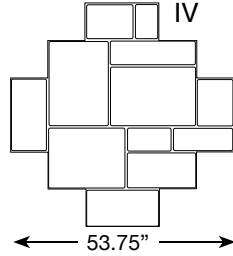
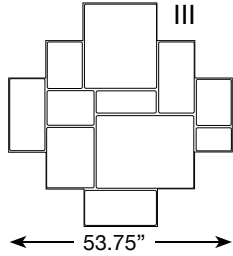
Rotating Venetian Marble



PD-500

Rotating Venetian Marble Full Tool

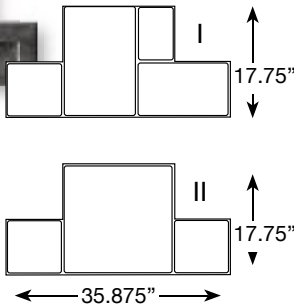

53.75" x 53.75"
(136.5 x 136.5 cm)
I, II, III, IV, V, VI



PD-505

Rotating Venetian Marble Half Tool

53.75" x 26.875"
(106.4 x 68.3 cm)
I, II



PD-510

Rotating Venetian Marble Quarter Tool

35.875" x 17.75"
(91.1 x 45.1 cm)
I, II



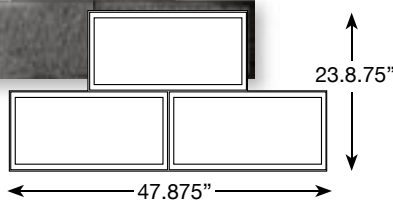

PD-515

Pavimento of Paris Small Skin

24" x 24"
(61 x 61 cm)

Also Available:
PD-520, Extra-Small Skin
12" x 12" (30.5 x 30.5 cm)

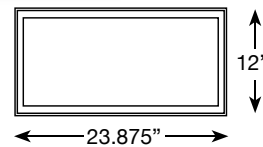
Hammered Sofia Stone



PD-300

Hammered Sofia Stone Full Tool

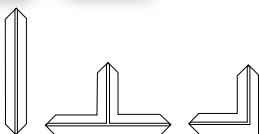
47.875" x 23.875"
(121.6 x 60.6 cm)



PD-305

Hammered Sofia Stone Single Stone

23.875" x 12"
(60.6 x 34.7 cm)



PD-310

Hammered Sofia Stone Joint Tools

Assorted sizes



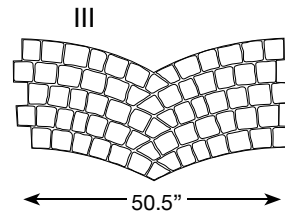
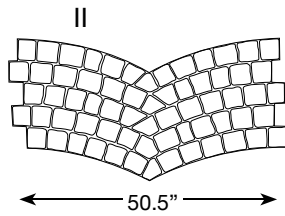
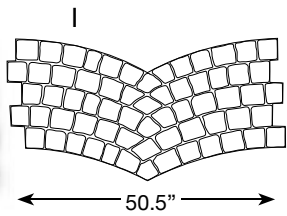

PD-315

Hammered Sofia Stone Small Skin

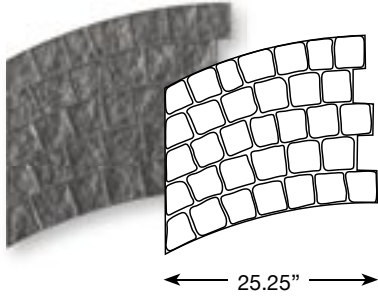
24" x 24"
(61 x 61 cm)

Also Available:
PD-320, Extra-Small Skin
12" x 12" (30.5 x 30.5 cm)

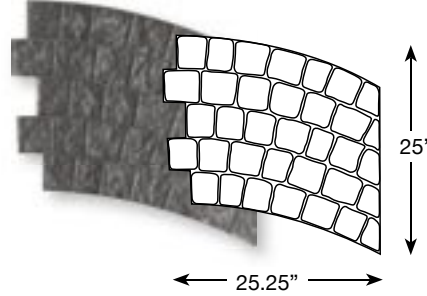
Pavimento of Paris



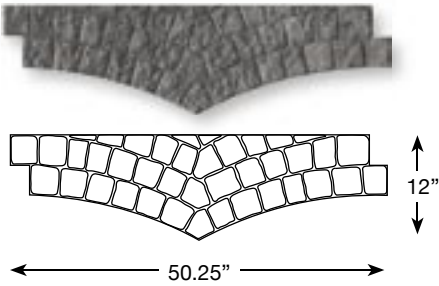
PD-200
Pavimento of Paris
Full Tool
 50.5" x 25"
 (128.3 x 63.5 cm)
 I, II, III



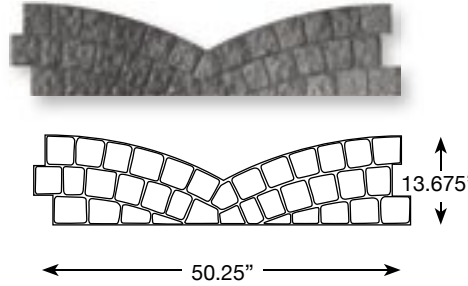
PD-205
Pavimento of Paris
Half Tool, Left
 25.25" x 25"
 (64.1 x 63.5 cm)



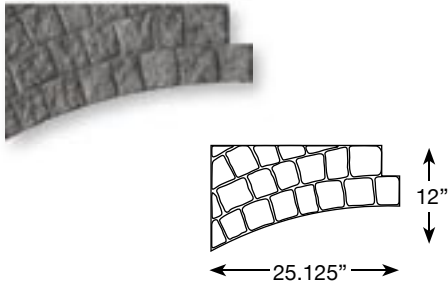
PD-210
Pavimento of Paris
Half Tool, Right
 25.25" x 25"
 (64.1 x 63.5 cm)



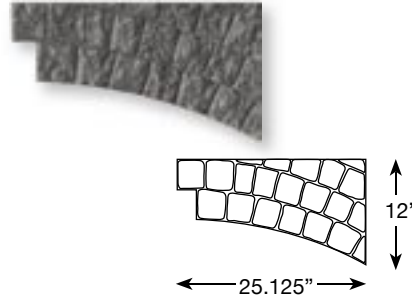
PD-215
Pavimento of Paris
Half Tool, Top
 50.25" x 12"
 (127.6 x 30.5 cm)



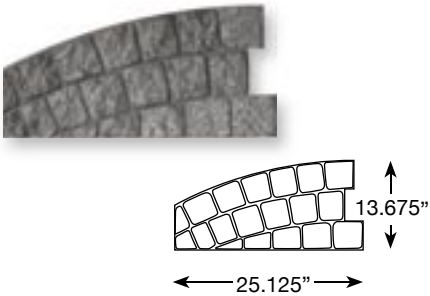
PD-220
Pavimento of Paris
Half Tool, Bottom
 50.25" x 13.675"
 (127.6 x 34.7 cm)



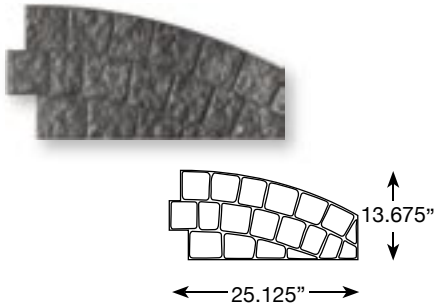
PD-217
Pavimento of Paris
Quarter Tool, Top Left
 25.125" x 12"
 (63.8 x 30.5 cm)



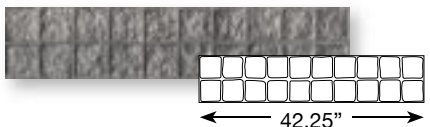
PD-216
Pavimento of Paris
Quarter Tool, Top Right
 25.125" x 12"
 (63.8 x 30.5 cm)




PD-222
Pavimento of Paris
Quarter Tool, Bottom Left
 25.125" x 13.675"
 (63.8 x 34.7 cm)



PD-221
Pavimento of Paris
Quarter Tool, Bottom Right
 25.125" x 13.675"
 (63.8 x 34.7 cm)



PD-230
Pavimento of Paris
Stacked Bond
 42.25" x 8.5" (107.3 x 21.6 cm)



PD-235
Pavimento of Paris
Granite Cobble
 43.5" x 6.25" (110.5 x 15.9 cm)
Also Available:
PD-225, Single Stone
 3.875" x 3.675" (9.8 x 9.3 cm)

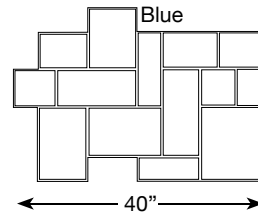
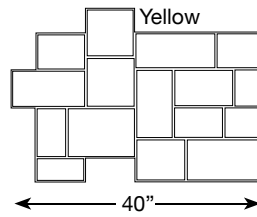
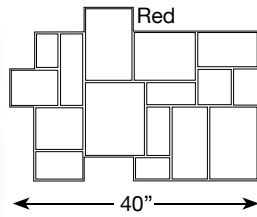



PD-240
Pavimento of Paris
Small Skin
 24" x 24"
 (61 x 61 cm)

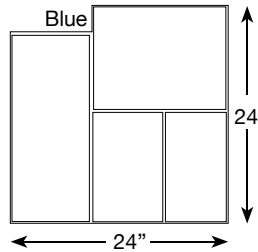
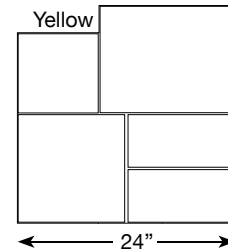
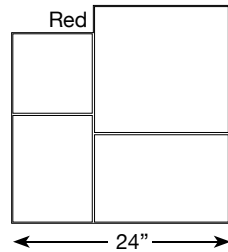
Also Available:
PD-245, Extra-Small Skin
 12" x 12" (30.5 x 30.5 cm)

Stone Texture Mats

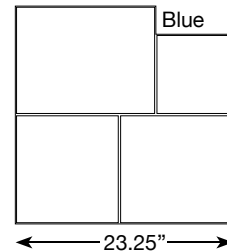
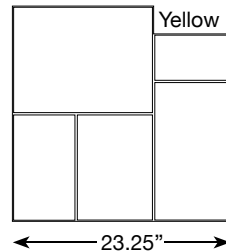
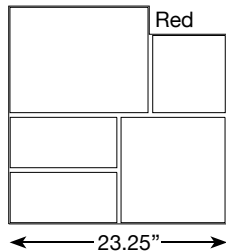

Whether you want the look of Granite, Blue Stone, Old English Cobblestone, Mexican Tile, or Pavers, BRICKFORM offers an array of texture mats that simulate a broad range of natural stone materials. Achieving these beautiful results with BRICKFORM precision tools is often more affordable and easier than it is with natural materials. BRICKFORM has a stone texture tool ready to complement any design theme from an Italian Villa to an English Country Garden.



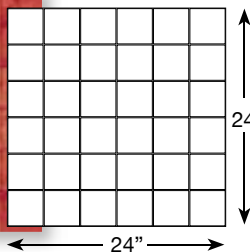

FM-1775
Tuscany Stone
 28" x 40"
 (71.12 x 101.60 cm)
 Red, Yellow and Blue
A large tool with a stone texture and interlocking joints on all four sides



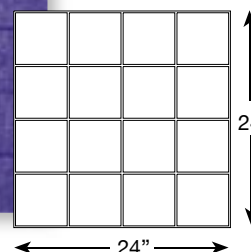

FM-100 S/O
Rough Cut Ashlar
 24" x 24" (60.96 x 60.96 cm)
 Red, Yellow and Blue
Rough hand-tooled stones arranged in an Ashlar pattern
 Available as tool, see page 24 for details.



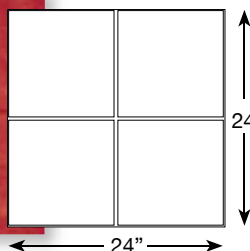

FM-150 S/O
Australian Ashlar Cut Stone
 23.25" x 23.25"
 (59.05 x 59.05 cm)
 Red, Yellow and Blue
A coarse rugged Blue Stone set in an Ashlar pattern



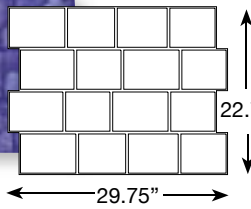

FM-200 S/O
4" x 4" Slate Sets
 24" x 24" (60.96 x 60.96 cm)
 Red
Slate texture with a hand-chiseled edge



FM-250 S/O
6" x 6" Granite Sets
 24" x 24" (60.96 x 60.96 cm)
 Blue
Rough Stone texture with a hand-chiseled edge

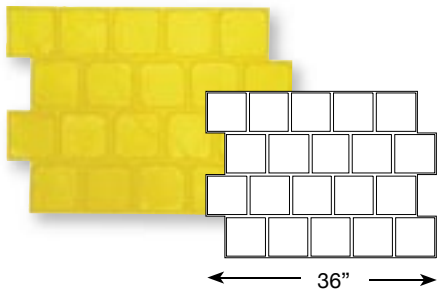


FM-300 S/O
12" x 12" Cut Stone
 24" x 24" (60.96 x 60.96 cm)
 Red
A rough natural stone, hand-tooled to create a chipped and fragmented texture



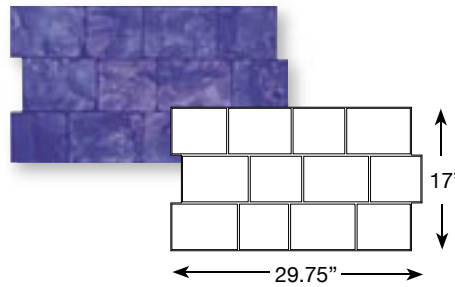
FM-500 S/O
Windsor Cobble
 22.75" x 29.75" (57.78 x 75.56 cm)
 Blue
A traditional cobblestone pattern with wider joints

S/O - Compatible with BRICKFORM Stampable Overlay



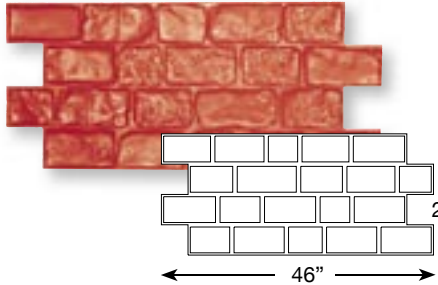
FM-520

6" x 6" Edinburgh Cobble
 26" x 36" (66.04 x 91.44 cm)
 Yellow
A rugged weathered cobblestone pattern
 Available as Contractors Choice, EF-520



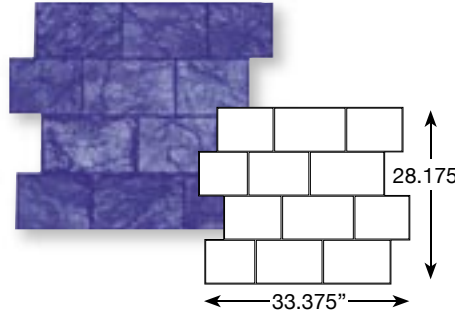
FM-540 S/O

London Cobble
 17" x 29.75"
 (43.18 x 75.56 cm)
 Blue
A traditional lightly textured cobblestone pattern
 Available as gang tool, see page 24 for details.
 Available as Contractors Choice, EF-540.



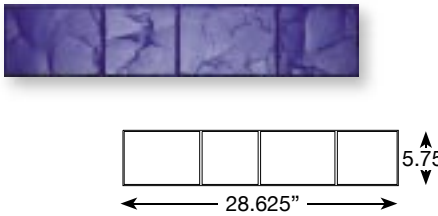
FM-525

Cheshire Cobble (Smooth Grout)
 20.5" x 46"
 (52.07 x 116.84 cm)
 Red
A traditional cobblestone pattern with smooth, ungrouted joints
 Also Available:
FM-530 Cheshire Cobble Strip
FM-570 Cheshire Cobble Border



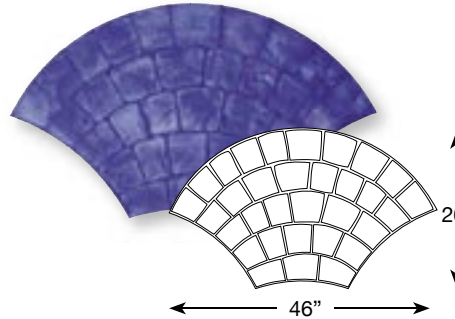
FM-580

Large Cobble
 28.125" x 33.375"
 (71.43 x 84.77 cm)
 Blue
Larger rough-cut cobblestones



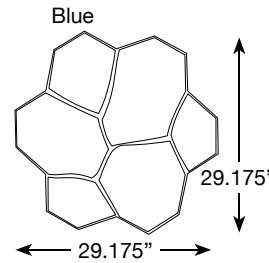
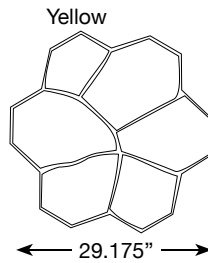
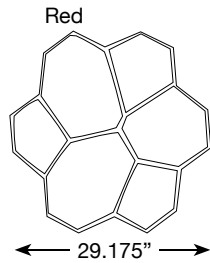

FM-560 S/O

London Cobble Strip
 5.75" x 28.625"
 (14.605 x 72.71 cm)
 Blue
A lightly textured cobblestone pattern in a single strip



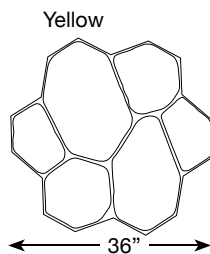
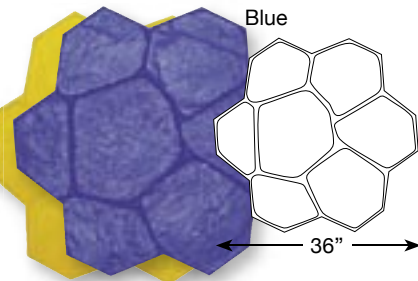
FM-650 S/O

European Fan
 26" x 46"
 (66.04 x 116.84 cm)
 Blue
An elegant European fan pattern, consisting of slightly curved rectangular slate stones
 Available as Contractors Choice, EF-650



FM-700

Random Stone
 29.125" x 29.125"
 (73.97 x 73.97 cm)
 Red, Yellow and Blue
Heavily textured random fieldstones
 Available as Contractors Choice, EF-700




FM-750

Large Random Stone
 36" x 36"
 (91.44 x 91.44 cm)
 Yellow and Blue
Similar to Random Stone but 40% larger



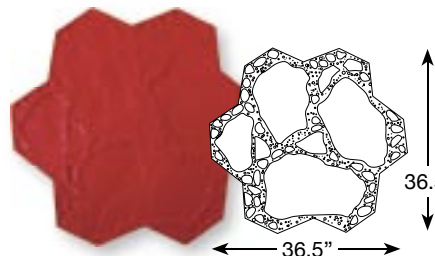
FM-1225

4" x 8" Cut Stone Border
 8.375" x 33.5"
 (21.27 x 85.09 cm)
 Red
A border of slate rectangles laid side-by-side



FM-1100 S/O

24" x 24" Yucatan Stone
 24" x 24" (60.96 x 60.96 cm)
 Blue
A single square of rough Yucatan stone texture

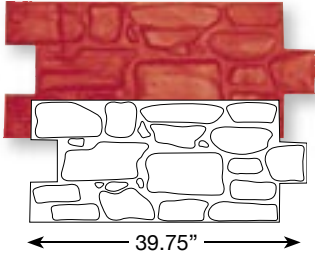


FM-1295 S/O

Patio Stone
 36.5" x 36.5"
 (92.71 x 92.71 cm)
 Red
A roughly textured arrangement of random stones

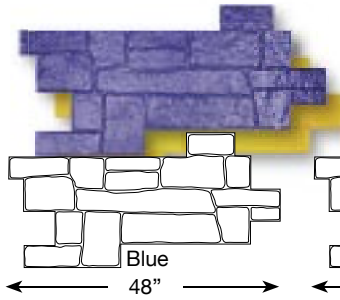
HINT! Matching thin mats "flopies" are available for all BRICKFORM Texture Mats

Stone Texture Mats *continued*



FM-1350

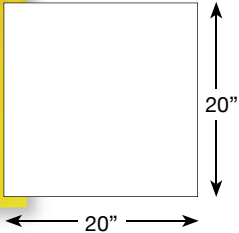
English Field Stone
18" x 39.75"
(45.72 x 100.965 cm)
Red
A natural arrangement of river rock, emulating the look of smooth English field stones



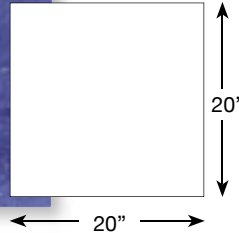
FM-1365

Roman Cobble, FM-1465
48" x 24" (121.9 x 61cm)
Blue and Yellow
A historic reproduction of cobbles that have a variety of stone shapes for old world appeal.

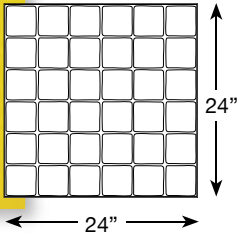

Stone Texture Mats *Made-to-Order* 2-week production lead time



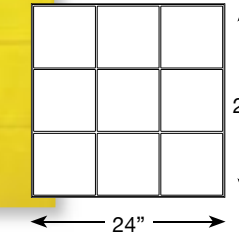

FM-20RY S/O
Hand Tool-Stone Texture
20" x 20"
(50.8 x 50.8 cm)
Yellow



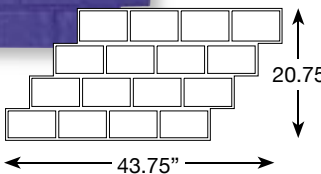
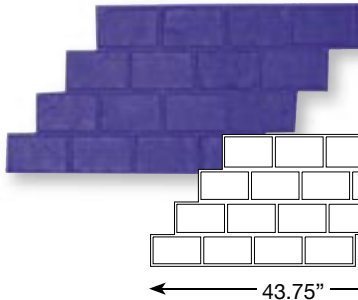
FM-20SB S/O
Hand Tool-Slate Texture
20" x 20"
(50.8 x 50.8 cm)
Blue



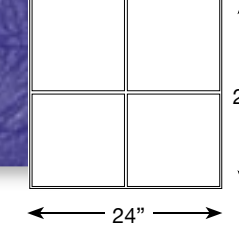

FM-225 S/O
Mountain Stone Granite Sets
24" x 24"
(60.96 x 60.96 cm)
Yellow



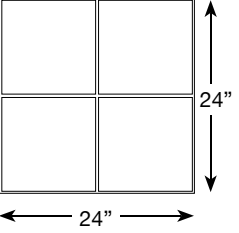

FM-275 S/O
Granite Sets
24" x 24"
(60.96 x 60.96 cm)
Yellow



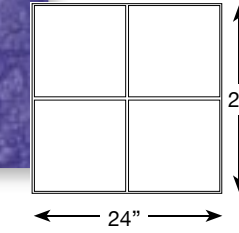

FM-285
Old English Cobblestone (Stair Step)
20.75" x 43.5"
(52.7 x 110.5 cm)
Blue



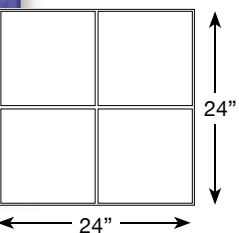

FM-325 S/O
12 x 12 Heavy Stone
24" x 24"
(60.96 x 60.96 cm)
Blue



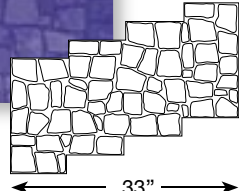
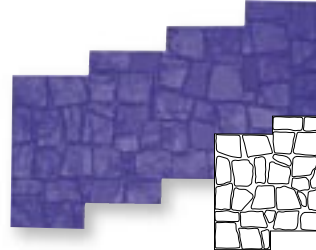
FM-350 S/O
12 x 12 Utah Stone
24" x 24"
(60.96 x 60.96 cm)
Blue



FM-375
Stone Texture with 1/2" Joints
24" x 24"
(60.96 x 60.96 cm)
Blue

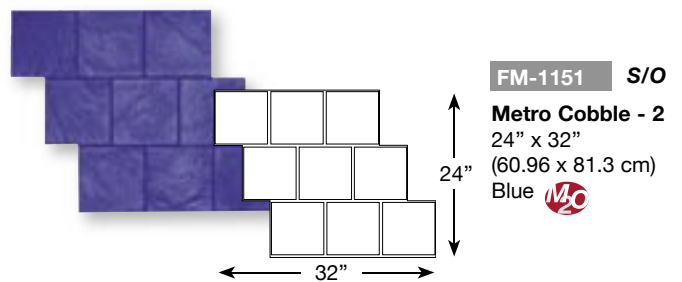
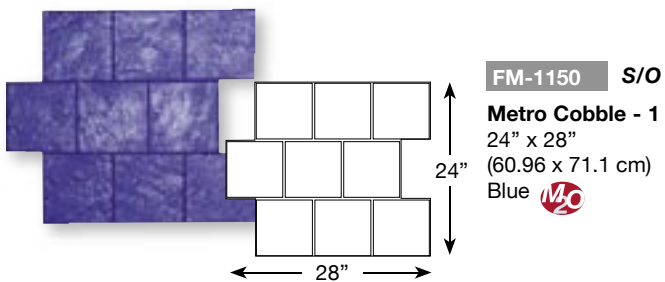
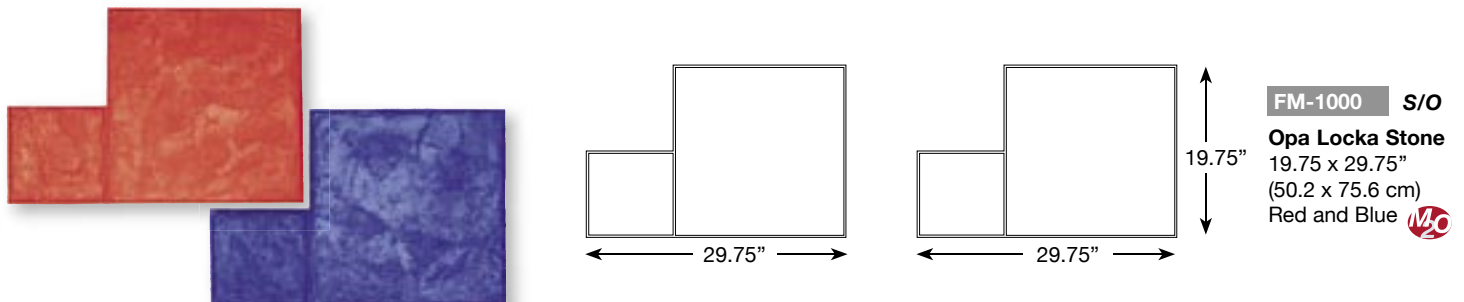
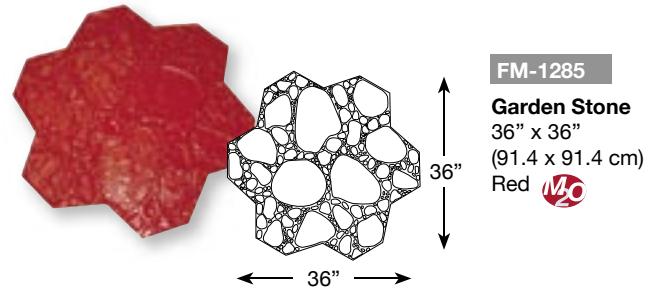
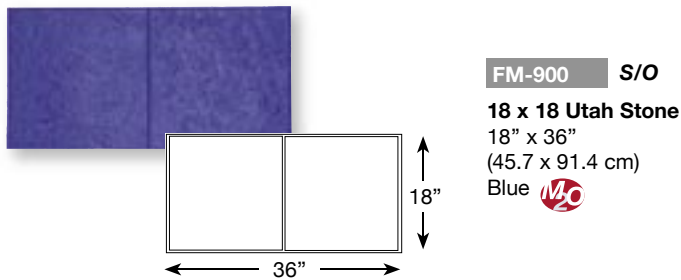
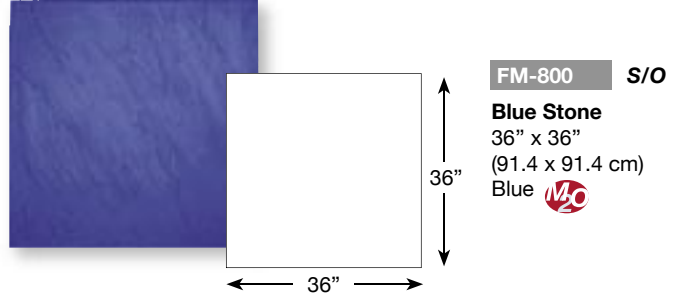
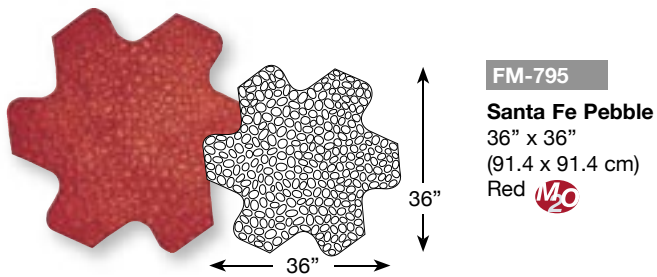
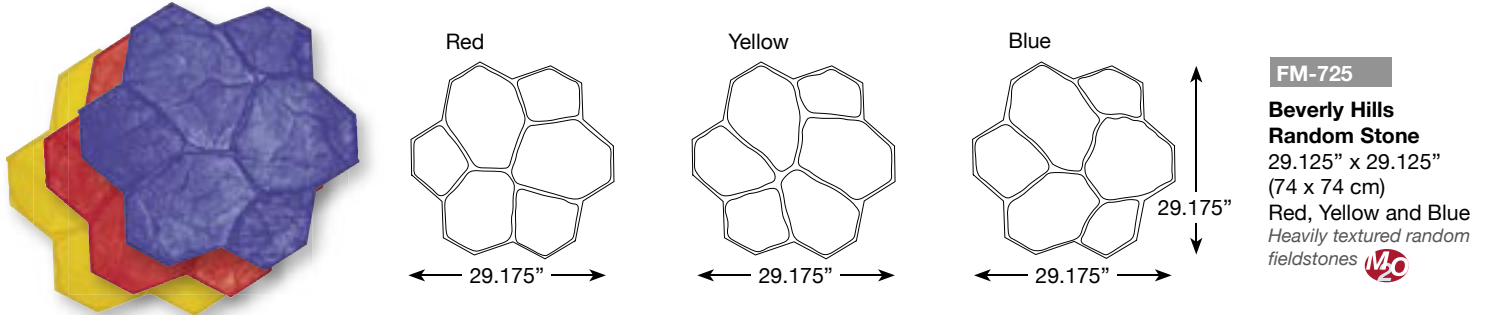
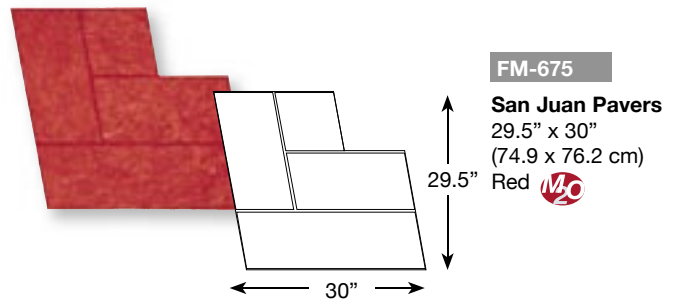
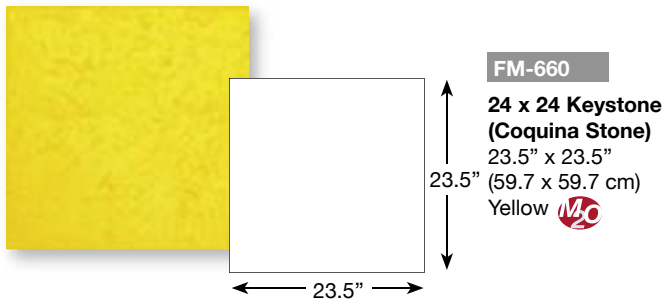


FM-400 S/O
12 x 12 Yucatan Tile
24" x 24"
(60.96 x 60.96 cm)
Blue

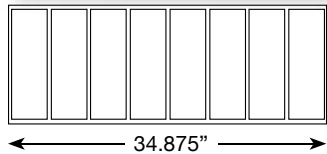



FM-450
Antiqua Stone (Stairstep)
25" x 33"
(63.5 x 83.8 cm)
Blue

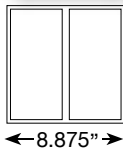
S/O - Compatible with BRICKFORM Stampable Overlay




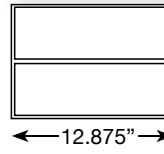
HINT! Matching thin mats "floppies" are available for all BRICKFORM Texture Mats




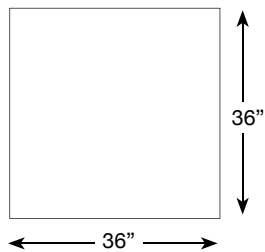

FM-1250 S/O
Cut Stone Border
 13 x 34.875"
 (33 x 88.6 cm)
 Red 




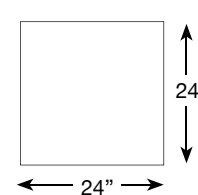
FM-1275 S/O
Cut Stone Double
 8.875 x 8.875"
 (10.2 x 20.4 cm)
 Red 




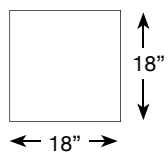
FM-1280 S/O
Cut Stone Double
 8.875 x 12.875"
 (10.2 x 30.6 cm)
 Red 




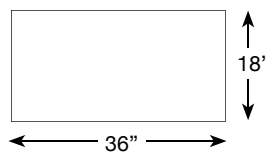
FM-1400
Heavy Stone Texture
 36 x 36"
 (91.4 x 91.4 cm)
 Yellow 




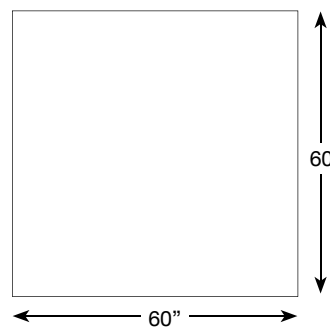
FM-1420
Heavy Stone Texture
 24 x 24"
 (61 x 61 cm)
 Yellow 




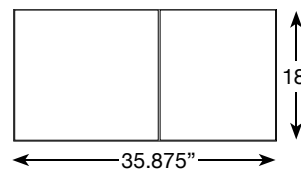
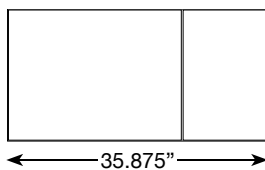

FM-1440
Heavy Stone Texture
 18 x 18"
 (45.7 x 45.7 cm)
 Yellow 




FM-1450
Heavy Stone Texture
 18 x 36"
 (45.7 x 91.4 cm)
 Red 



FM-1460
Heavy Stone Texture
 60 x 60"
 (152.4 x 152.4 cm)
 Blue 





FM-1500 S/O
Walkway Stone
 18 x 35.875"
 (45.7 x 91.1 cm)
 Red and Blue 


Yorkstone Set FM-3175 S S/O


Includes 2 each of the below mats (One Blue and One Red)


A natural, blue stone surface with a sandy texture that includes veins throughout, creating a layered composition





FM-3175 E S/O
18 x 30 Yorkstone
 18" x 30"
 (45.72 x 76.2 cm)
 Red, and Blue 




FM-3175 G S/O
24 x 24 Yorkstone
 24" x 24"
 (60.96 x 60.96 cm)
 Red, and Blue 




FM-3175 D S/O
18 x 18 Yorkstone
 18" x 18"
 (45.72 x 45.72 cm)
 Red, and Blue 




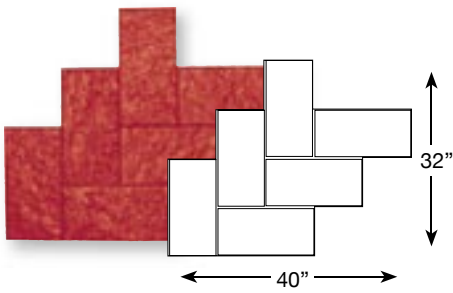
FM-3175 C S/O
12 x 18 Yorkstone
 12" x 18"
 (30.48 x 45.72 cm)
 Red, and Blue 



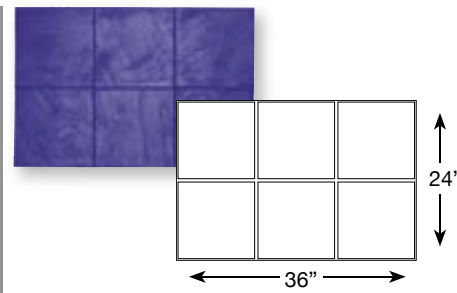
FM-3175 A S/O
6 x 24 Yorkstone
 6" x 24"
 (15.24 x 60.96 cm)
 Red, and Blue 



FM-3175 B S/O
12 x 12 Yorkstone
 12" x 12"
 (30.48 x 30.48 cm)
 Red, and Blue 



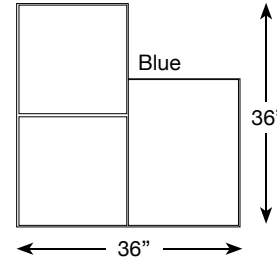
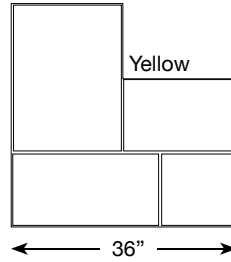
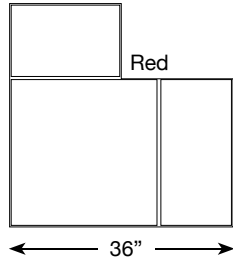

FM-1700
Large Herringbone
 32" x 40" (81.28 x 101.6 cm)
 Red




FM-2350 S/O
12" x 12" Blue Stone
 24" x 36" (60.96 x 91.44 cm)
 Blue

Slate Texture Mats

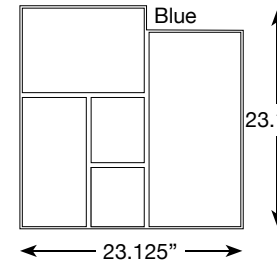


Slate is a sleek, metamorphic rock with fine veining patterns. The grain pattern of slate makes it a common resource for tile flooring because it is easily split into thin sheets. BRICKFORM slate texture tools recreate the elegant, clean design of slate without the expense and hassle of installing fragile natural stones. BRICKFORM Ashlar texture mats reflect the handcrafted, intricately-fitting stones of historic Ashlar configurations.



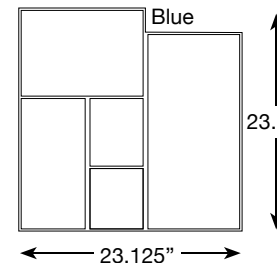

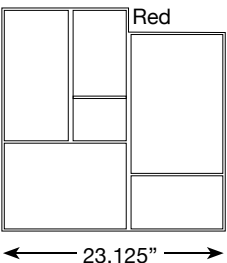

FM-3120 S/O
36" Ashlar Cut Slate without Insert
 36" x 36" (91.44 x 91.44 cm)
 Red, Yellow and Blue
Stones with a slate surface, in an Ashlar pattern
 Available as Contractors Choice, EF-3120.



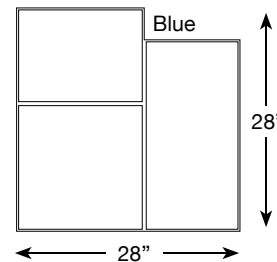


* Available as gang tool, see page 24 for details.



FM-3125 S/O
Ashlar Cut Slate
 23.125" x 23.125"
 (58.74 x 58.74 cm)
 Red, Yellow and Blue
A naturally laminated stone texture split along parallel planes, hand-tooled to create a more pronounced chipped fragmented texture with small deep joints
 Available as Contractors Choice, EF-3125

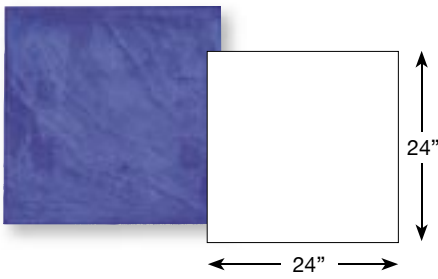


FM-3130 S/O
Aidan Ashlar
 23.125" x 23.125"
 (58.74 x 58.74 cm)
 Red, Yellow and Blue
Similar to the Ashlar Cut Slate but with broad shallow joints

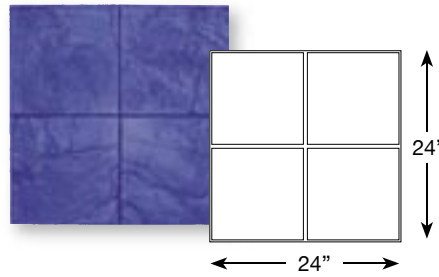


FM-3150 S/O
Large Ashlar Cut Slate
 28" x 28" (71.12 x 71.12 cm)
 Red, Yellow and Blue
Similar to Ashlar Cut Slate but the overall size is larger, with a softer texture
 Available as Contractors Choice, EF-3150

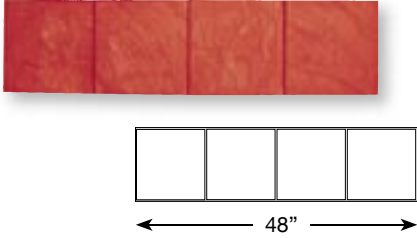
HINT! Matching thin mats "floppies" are available for all BRICKFORM Texture Mats



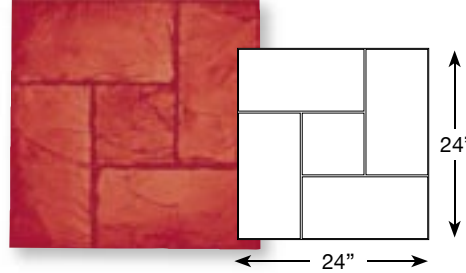
FM-3200 S/O
24" x 24" Slate Texture
 24" x 24" (60.96 x 60.96 cm)
 Red, Yellow and Blue
One complete stone with hand-tooled slate texture



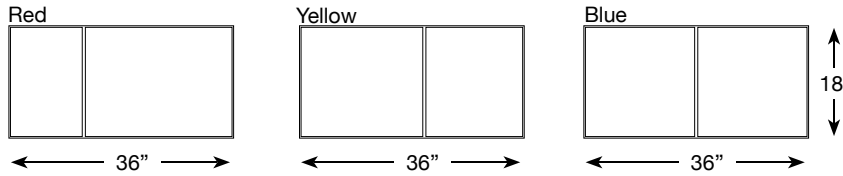

FM-3250 S/O
12" x 12" Slate
 24" x 24" (60.96 x 60.96 cm)
 Blue
Slate tiles laid in a parallel pattern



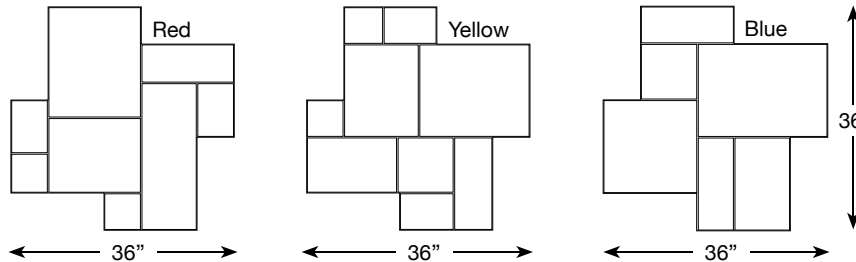
FM-3300 S/O
12" x 12" Slate Border
 12" x 48"
 (30.48 x 121.92 cm)
 Red
A border of four 12" slate squares in a row



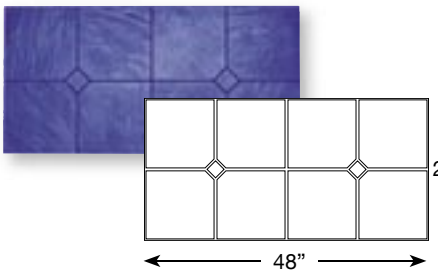
FM-3500 S/O
California Weave
 24" x 24" (60.96 x 60.96 cm)
 Red
Slate bricks form a woven pattern around a slate square.



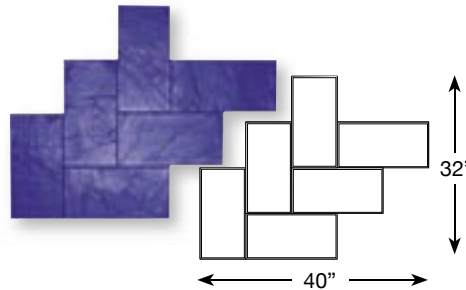
FM-3400 S/O
Walkway Slate
 18" x 36" (45.72 x 91.44 cm)
 *Red, Yellow and Blue
 *Stone sizes vary
Square and rectangular slate tiles, of various sizes, set in parallel rows.



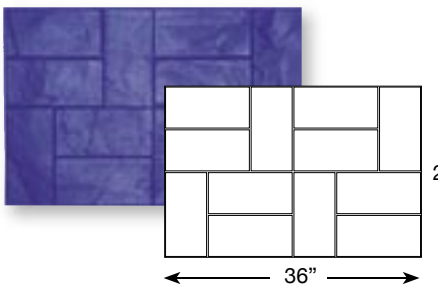
FM-3675
Grand Ashlar
 36" x 36" (91.44 x 91.44 cm)
 Red, Yellow and Blue
Stones of various shapes and sizes laid in an Ashlar pattern, with a slate texture



FM-3350 S/O
Slate with Diamond Inset
 24" x 48"
 (60.96 x 121.92 cm)
 Blue
An elegant arrangement of Italian slate, with diamond-shaped insets for added detail



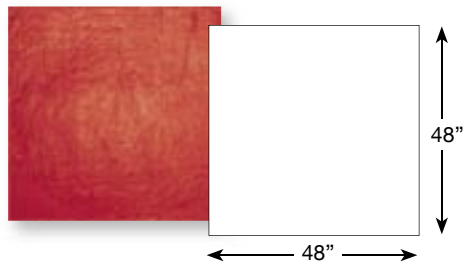
FM-3550 S/O
Herringbone Slate
 32" x 40" (81.28 x 101.6 cm)
 Blue
A classic herringbone pattern of slate stones laid at right angles to each other



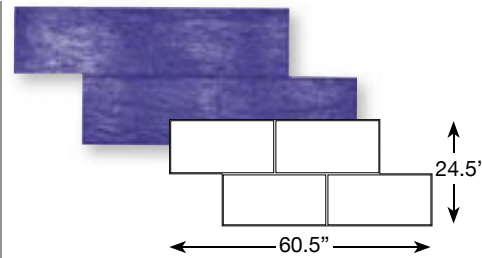
FM-3600 S/O
New England Basket Weave
 24" x 36"
 (60.96 x 91.44 cm)
 Blue
Hand-tooled slate in a basket weave pattern


S/O - Compatible with BRICKFORM Stampable Overlay

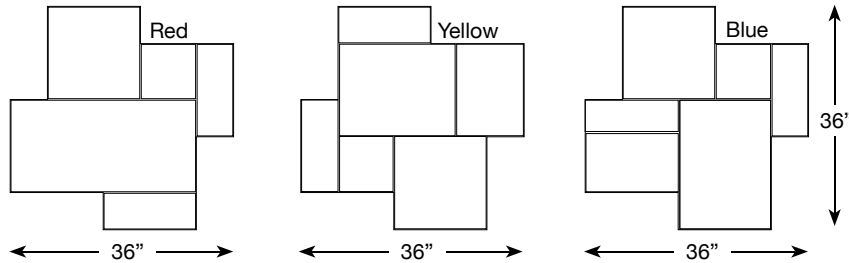

Slate Texture Mats *Made-to-Order*  2-week production lead time




FM-3190 S/O
48" x 48" Slate Texture w/joint
 48" x 48"
 (121.92 x 121.92 cm)
 Red
 A large single stone with slate texture and sharp cut corners and quarter inch surrounding joint 

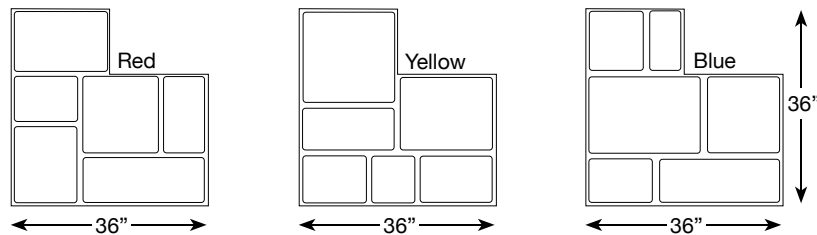


FM-3575
Running Bond Slate
 24.5" x 60.5"
 (62.23 x 153.67 cm)
 Blue
 Renaissance slate texture set in a running bond pattern 

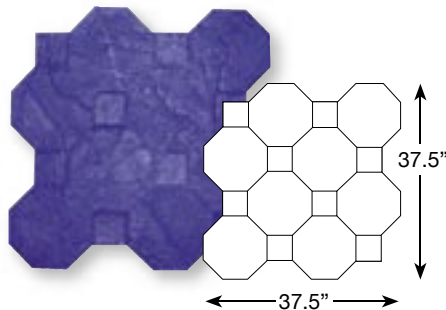


FM-3650 S/O
Regal Ashlar (Blue Stone)
 36" x 36" (91.44 x 91.44 cm)
 Red, Yellow, and Blue
 Blue stone textured tiles, with worn beveled edges, arranged in an ashlar pattern 

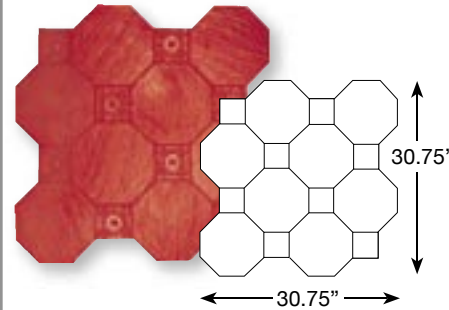
Tile Textures



FM-7450
Chateau Ashlar
 36" x 36"
 (91.44 x 91.44 cm)
 Red, Yellow and Blue
 A smooth and elegant Ashlar pattern consisting of rounded stones with sandy joints

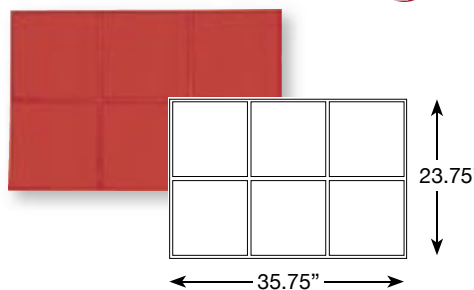


FM-7100 S/O
Octagon Tile
 37.5" x 37.5"
 (95.25 x 95.25 cm)
 Blue
 A blue stone texture laid out in a highly decorative pattern

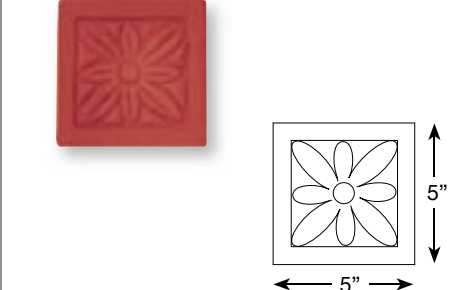


FM-7025 S/O
Santa Barbara Tile
 30.75" x 30.75"
 (78.1 x 78.1 cm)
 Red
 Slate textured octagons and rosette squares laid out in a unique, highly decorative pattern 

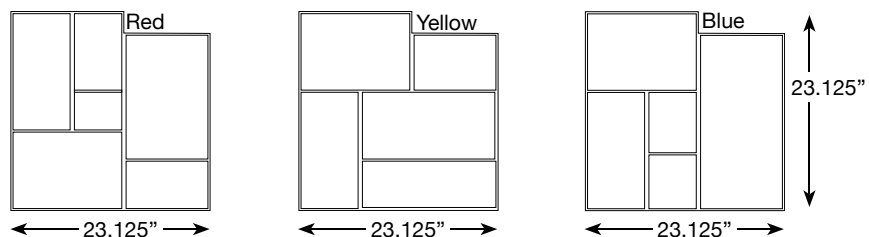

Tile Texture Mats *Made-to-Order*  2-week production lead time



FM-7000
12" x 12" Mexican Tile (Smooth Texture)
 23.75" x 35.75"
 (60.32 x 90.80 cm)
 Red
 A clay-tile texture that incorporates an irregular surface with pronounced, rounded edges 



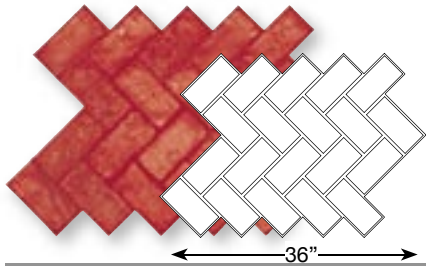
FM-7125
Octagon Tile Flower
 5" x 5" (12.7 x 12.7 cm)
 Red
 A decorative tile flower set within a small square 



FM-7150
Untextured Ashlar with 1/2" V-Joint
 23.125" x 23.125"
 (58.73 x 58.73 cm)
 Red, Yellow and Blue
 Smooth untextured rectangles in a sharp Ashlar pattern 

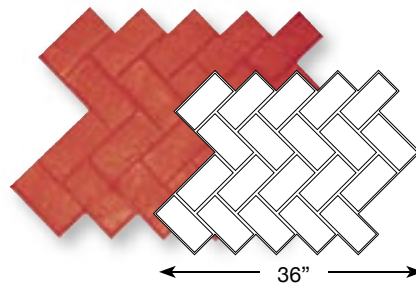
HINT! Matching thin mats "flopies" are available for all BRICKFORM Texture Mats

Brick Textures



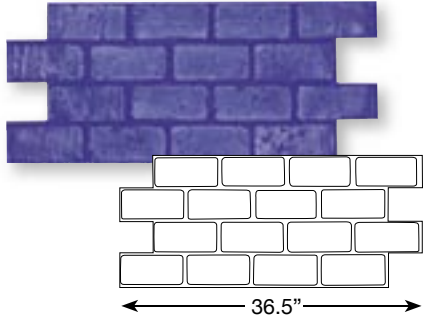
FM-5000 S/O

Herringbone Used Brick
 32" x 36" (81.28 x 91.44 cm)
 Red
 A weatherworn brick surface with an uneven texture and rounded broken edges
 Available as gang tool, see page 24 for details.
 Available as Contractors Choice, EF-5000



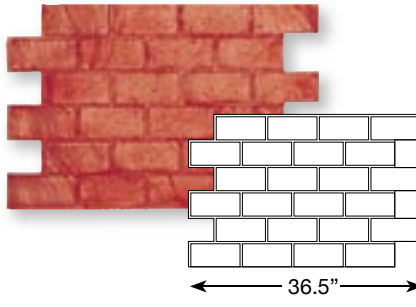
FM-5050 S/O

Herringbone New Brick (Fine Grout)
 32" x 36" (81.28 x 91.44 cm)
 Red
 A wire-cut common brick texture with sharp corners and few indentations or irregularities over the surface



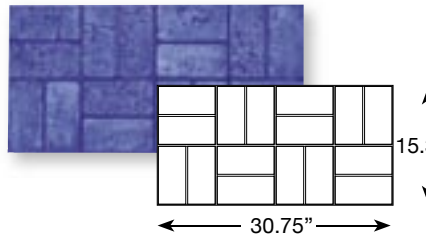
FM-5100 S/O

Running Bond Used Brick
 16" x 36.5"
 (40.64 x 92.71 cm)
 Blue
 Used bricks laid end-to-end, with sandy joints
 Available as gang tool, see page 24 for details.
 Available as Contractors Choice, EF-5100



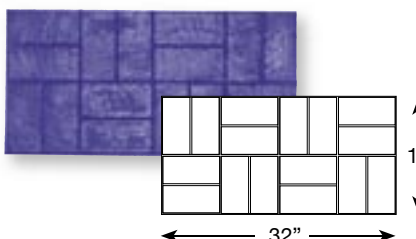
FM-5150 S/O

Running Bond New Brick
 24" x 36.5"
 (60.96 x 92.71 cm) Red
 A running bond pattern with smooth joints
 Also Available:
FM-5140 Running Bond New 1/4" Joints
 Available as Contractors Choice, EF-5150



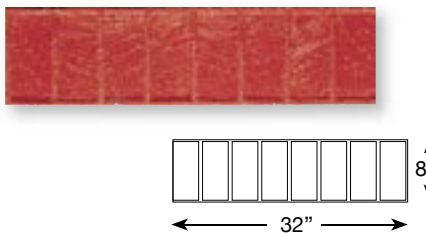
FM-5200 S/O

Basket Weave Used Brick
 15.375" x 30.75"
 (39.05 x 78.10 cm) Blue
 Used bricks in a basket weave pattern with smooth ungrouted joints
 Available as gang tool, see page 24 for details.



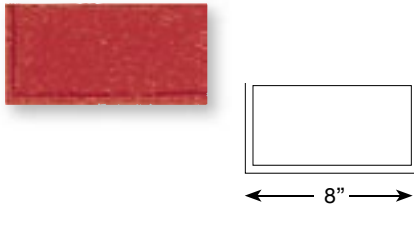
FM-5250 S/O

Basket Weave New Brick
 16" x 32" (40.64 x 81.28 cm)
 Blue
 New bricks in a basket weave pattern with sandy joints




FM-5325 S/O

4" x 8" New Brick Border
 8.5" x 32.25"
 (21.59 x 81.92 cm) Red
 A border of new bricks laid side-by-side
 Also Available:
4" x 8" Used Brick Border, FM-5300 S/O
 8.5" x 32" (21.59 x 81.28 cm)
 Red
 A border of used bricks laid side-by-side



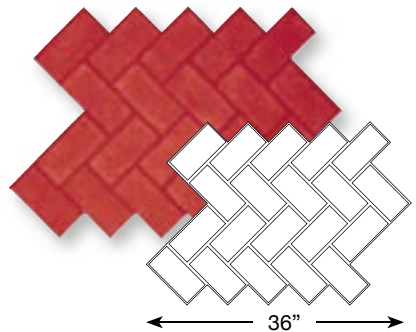
FM-5550 S/O

Single New Brick
 4" x 8"
 (10.16 x 20.32 cm)
 Red
 A single new brick with sharp edges
 Also Available:
Single Used Brick, FM-5500 S/O
 4" x 8" (10.16 x 20.32 cm) Blue
 A single used brick with rounded edges



FM-5600 S/O

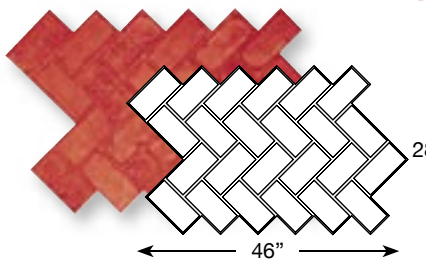
Used Brick Runner
 4.5" x 32.375"
 (11.43 x 82.23 cm) Blue
 A border of used bricks laid end-to-end



FM-5900 S/O

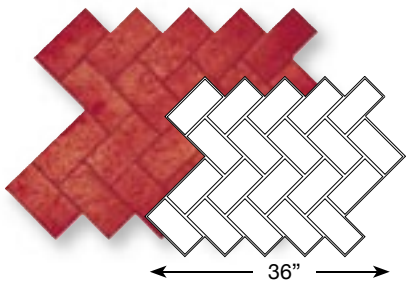
Herringbone New Brick (sanded joint)
 32" x 36" (81.28 x 91.44 cm)
 Red
 New bricks with sandy joints

Brick Texture Mats Made-to-Order 2-week production lead time



FM-5020

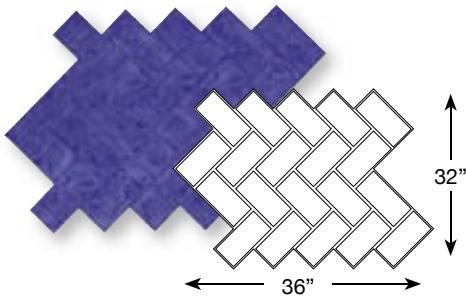
Herringbone Used Brick
 28.5" x 46"
 (72.39 x 116.84 cm)
 Red
 A more weathered used brick with ungrouted joints



FM-5080

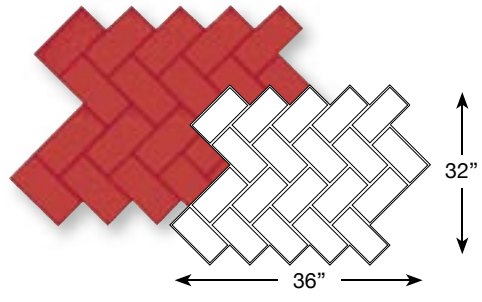
Herringbone New Brick Butt Joint
 32" x 36" (81.28 x 91.44 cm)
 Red
 New bricks in a tight-fitting herringbone pattern

S/O - Compatible with BRICKFORM Stampable Overlay



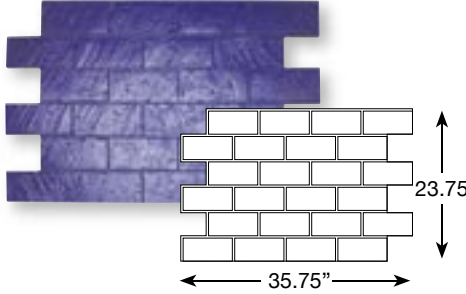
FM-5085

Herringbone Used Brick Butt Joint
32" x 36" (81.28 x 91.44 cm)
Blue



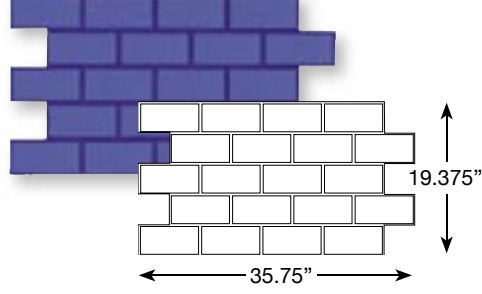
FM-5090

Untextured Herringbone Brick with 1/2" V-Joint
32" x 36" (81.28 x 91.44 cm)
Red
Smooth bricks with ungrouted v-joints



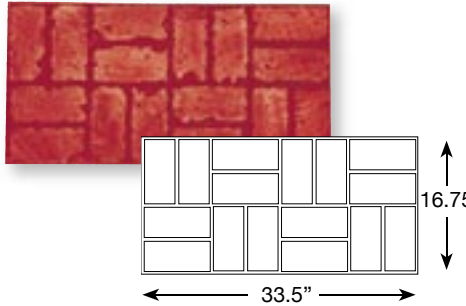
FM-5140

Running Bond New Brick with 1/4" Joint
23.75" x 35.75"
(60.3 x 90.8 cm)
Blue



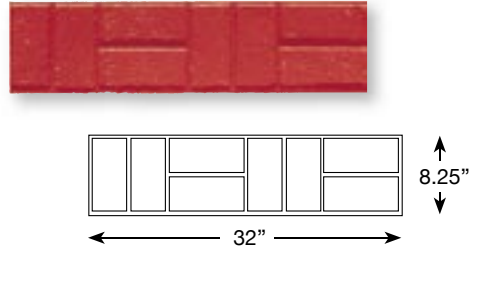
FM-5160

Un-Textured Running Bond New Brick with 1/2" V-Joint
19.375" x 35.75"
(49.2 x 90.8 cm)
Blue



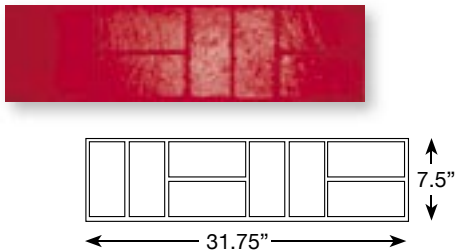
FM-5225

Old English Basket Weave
16.75" x 33.5"
(42.54 x 85.09 cm)
Red



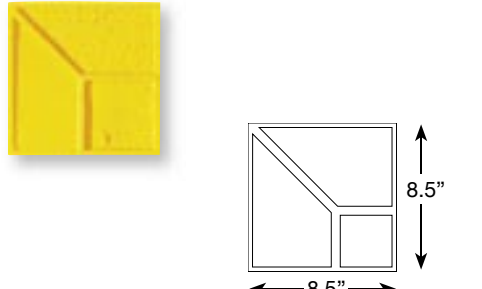
FM-5350

4" x 8" Basket Weave Used Brick Border
8.25" x 32"
(20.96 x 81.28 cm)
Red



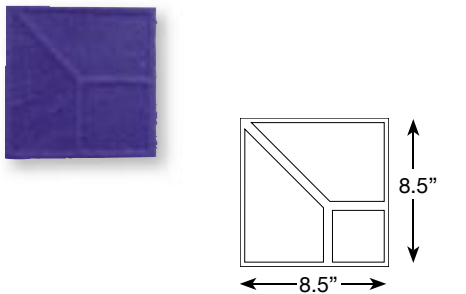
FM-5375

4" x 8" Basket Weave New Brick Border
7.5" x 31.75"
(19.1 x 80.6 cm)
Red



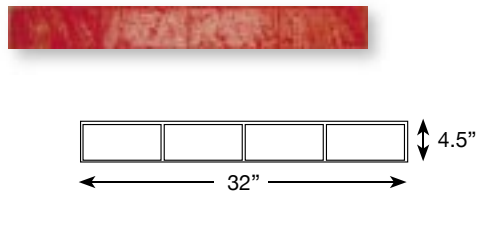
FM-5400

Used Brick Corner
8.5" x 8.5" (21.59 x 21.59 cm)
Yellow



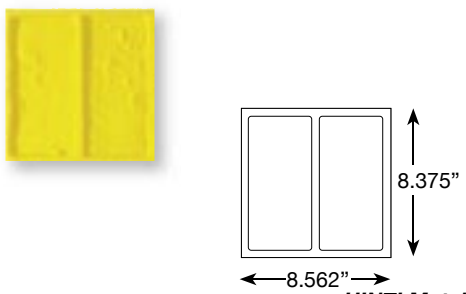
FM-5450

New Brick Corner
8.5" x 8.5" (21.59 x 21.59 cm)
Blue




FM-5650

4" x 8" New Brick Runner
4.5" x 32.375" (11.43 x 82.23 cm)
Red



FM-5700

Used Brick Double
8.375" x 8.562"
(21.27 x 21.75 cm)
Yellow



FM-5750


New Brick Double
8.375" x 8.562"
(21.27 x 21.75 cm)
Blue

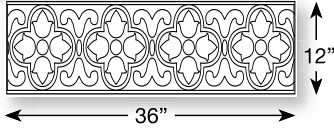
HINT! Matching thin mats "floppies" are available for all BRICKFORM Texture Mats


Border Tools

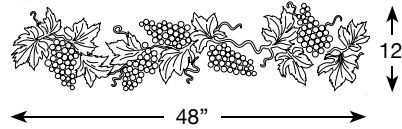
Made-to-Order  2-week production lead time



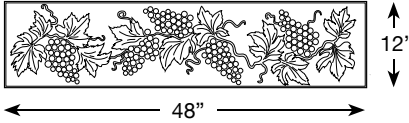
FM-930
Spring Medallion
 12" x 36"
 (30.48 x 121.92 cm)
 Yellow
 A classic geometric pattern with curved shapes 




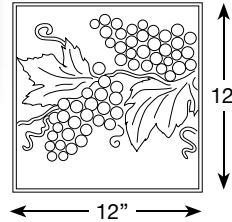
FM-912
Grapevine Strand
 12" x 48"
 (30.48 x 121.92 cm)
 Blue 




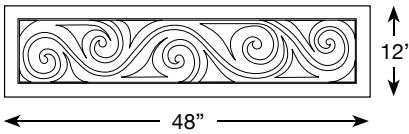
FM-910
Grapevine Border
 12" x 48"
 (30.48 x 121.92 cm) Blue
 A grapevine border with textured background 




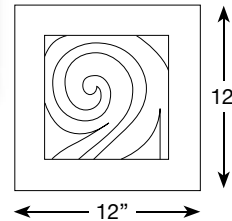
FM-911
Grapevine Border Corner
 12" x 12"
 (30.48 x 30.48 cm) Blue 




FM-925
Swirl Border
 12" x 48"
 (30.48 x 121.92 cm)
 Blue
 An elegant scrolling pattern with a surrounding smooth border 



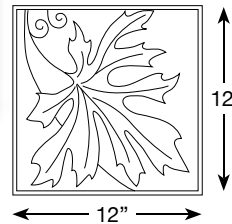
FM-926
Swirl Border Corner
 12" x 12"
 (30.48 x 30.48 cm) Blue 




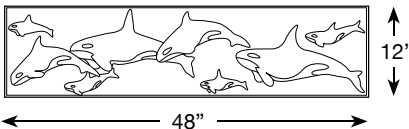
FM-915
Autumn Leaf Border
 12" x 36" (30.48 x 91.44 cm)
 Yellow
 A rustic pattern featuring autumn leaves and flowers 



FM-916
Autumn Leaf Border Corner
 12" x 12" (30.48 x 30.48 cm)
 Yellow 




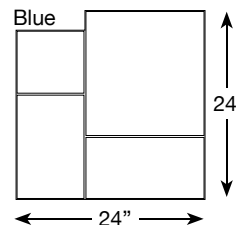
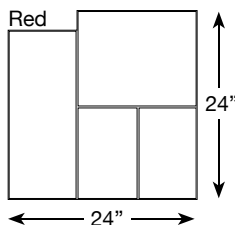

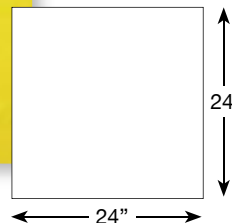
FM-920
Whale Border
 12" x 48"
 (30.48 x 121.92 cm)
 Red
 Orca whales of various sizes, swimming gracefully 



Overlay Stone Texture Mats Made-to-Order 2-week production lead time

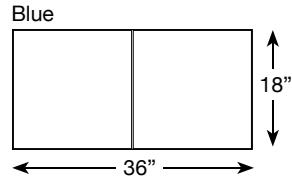
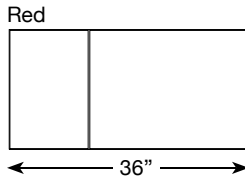



OL-700 S/O
24" x 24" Coquina Stone (Salt Finish)
 24" x 24" (60.96 x 60.96 cm)
 Yellow
 A single stone with a fine salt finish and beveled edge 

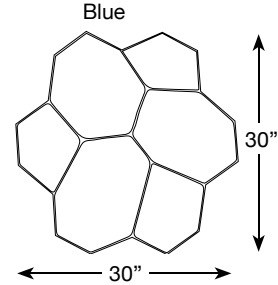
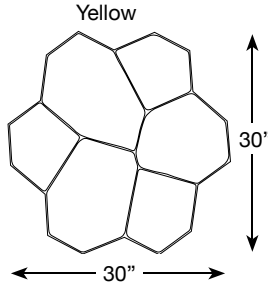



OL-100 S/O
Ashlar Stone
 24" x 24" (60.96 x 60.96 cm)
 Red and Blue
 Rectangles with blue stone texture, arranged in an Ashlar pattern 

S/O - Compatible with BRICKFORM Stampable Overlay

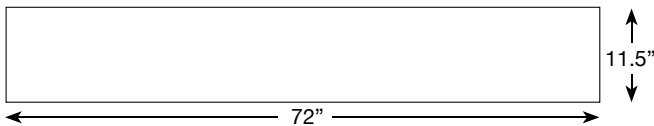
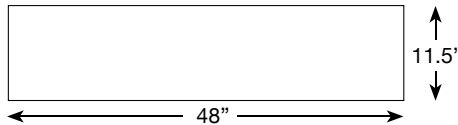
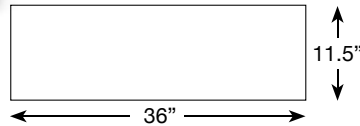
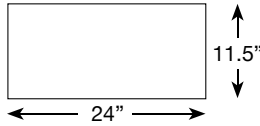



OL-400 S/O
Sidewalk Stone
 18" x 36" (45.72 x 91.44 cm)
 Red and Blue
Slate pieces laid side-by-side, with the fine texture of Utah stone



OL-800 S/O
Random Stone
 30" x 30" (76.2 x 76.2 cm)
 Yellow and Blue
Irregularly shaped, randomly sized stones with the texture of Utah stone, and smooth un-grouted joints

Wood Textures



FM-8010 S S/O
Cedar Wood Planking Set
Cedar Wood Planking Set Includes:
 1 - 11.5" x 24" 1 - 11.5" x 36"
 1 - 11.5" x 48" 2 - 11.5" x 72"

FM-8110 S/O
2' Cedar Wood Plank
 11.5" x 24"
 (29.21 x 60.96 cm) Blue

FM-8210 S/O
3' Cedar Wood Plank
 11.5" x 36"
 (29.21 x 91.44 cm) Blue

FM-8310 S/O
4' Cedar Wood Plank
 11.5" x 48"
 (29.21 x 121.92 cm) Blue

FM-8410 S/O
6' Cedar Wood Plank
 11.5" x 72"
 (29.21 x 182.88 cm) Blue

FM-8510 S/O
8' Cedar Wood Plank
 11.5" x 96" (29.21 x 243.84 cm)
 Blue

A cedar wood texture with coarse, pronounced grain and a rough surface appearance that incorporates oversized nail heads at each end

Made-to-Order
 2-week production lead time

FM-8000 S
Wood Planking Set
Wood Planking Set Includes:
 1 - 12" x 24" 1 - 12" x 36"
 1 - 12" x 48" 2 - 12" x 72"

FM-8100 S/O
2' Wood Plank
 12" x 24" (30.48 x 60.96 cm)
 Blue


FM-8200 S/O
3' Wood Plank
 12" x 36" (30.48 x 91.44 cm)
 Blue

FM-8300 S/O
4' Wood Plank
 12" x 48" (30.48 x 121.92 cm)
 Blue

FM-8400 S/O
6' Wood Plank
 12" x 72" (30.48 x 182.88 cm)
 Blue

FM-8500 S/O
8' Wood Plank
 12" x 96" (30.48 x 243.84 cm)
 Blue

A wood grain texture with lightly pronounced veins and a mild surface texture




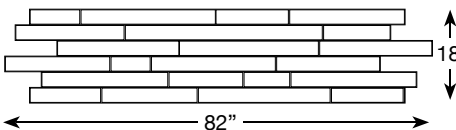
FM-8700
Classic Wood
 21.75" x 81.5"
 (55.2 x 207 cm)

Blue
Multiple wood grains with a bold, pronounced, exposed grain texture.



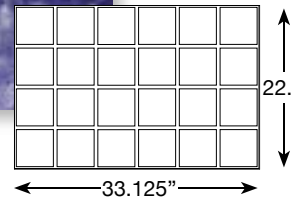
FM-8015
3' Cedar Wood Flooring
 18" x 82"
 (45.72 x 208.28 cm)

Yellow
Cedar wood planks laid end-to-end



FM-8600
Wood Block
 22.125" x 33.125"
 (56.19 x 84.13 cm)

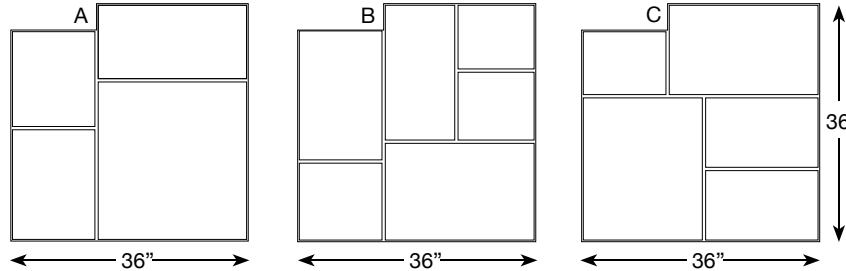

Blue
Wood blocks cut perpendicular to the grain



HINT! Matching thin mats "floppies" are available for all BRICKFORM Texture Mats

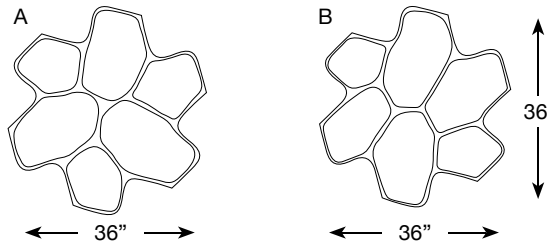

Creative Images

BRICKFORM developed the Creative Images line of texture mats to incorporate the latest in textures, designs and usability. Creative Images mats are larger, an average of nine square feet, which means fewer placements and less touch-up work. Creative Images mats are made of firmer material, which allows you to begin stamping sooner. Choose Creative Images to create the best possible impression, with the least amount of effort.



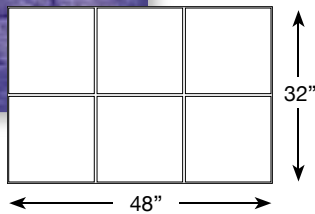

TM-100

Ashlar
36" x 36" (91.44 x 91.44 cm)
Pattern: A, B and C
An Ashlar pattern of blue stone slate



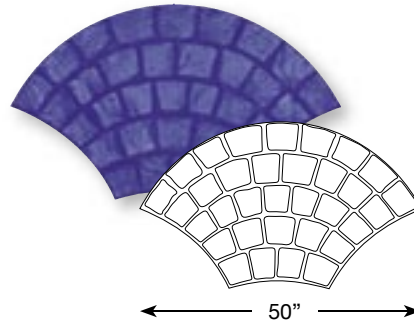
TM-200

Random Stone
36" x 36" (91.44 x 91.44 cm)
Pattern: A and B
A natural looking arrangement of slate-textured random stones



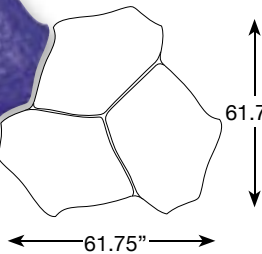
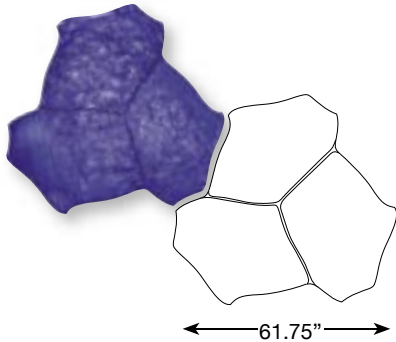
TM-300

16" x 16" Slate
32" x 48"
(81.28 x 121.92 cm)
Pattern: A
Slate squares in two rows, with angled, ungrouted joints



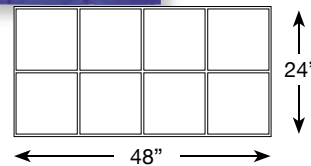
TM-400

European Fan
28" x 50" (71.12 x 127 cm)
Pattern: A
Curved slate bricks gracefully arranged in a European Fan pattern



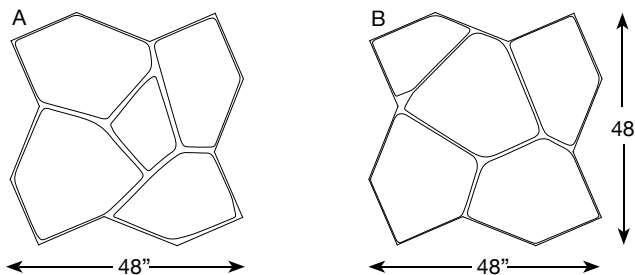

TM-500

Mesa Random Stone
61.75" x 61.75"
(156.85 x 156.85 cm)
Pattern: A
Random stones sculpted to have a rough stone, irregular shape



TM-600

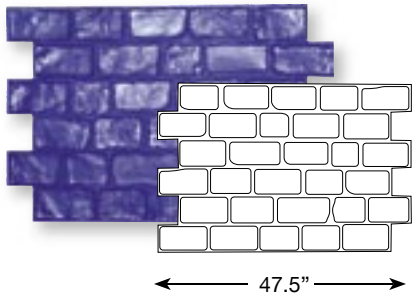
12" x 12" Slate - 1/4" Joint
24" x 48"
(60.96 x 121.92 cm)
Pattern: A
Rows of slate squares with beveled edges



TM-700

Flagstone
48" x 48"
(121.92 x 121.92 cm)
Pattern: A and B
Flagstones with hand chiseled edges grouped in a random formation

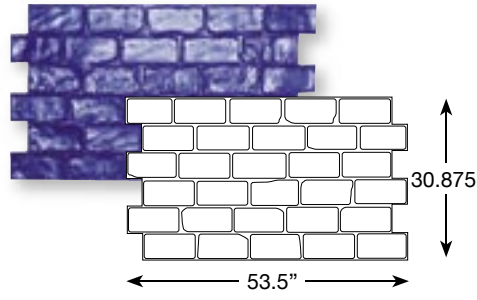
HINT! Matching thin mats "floppies" are available for all BRICKFORM Texture Mats



TM-820

**Pennsylvania Cobble
-Sanded Joint**

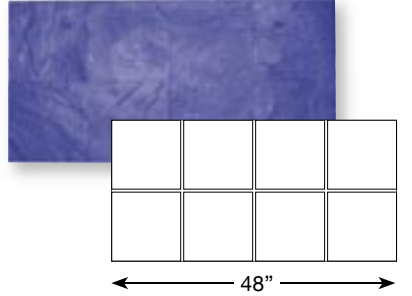
31.5" x 47.5"
(80.01 x 120.65 cm)
Pattern: A
*A staggered pattern of
cobblestone with sandy joints
and rounded edges*



TM-840

**Pennsylvania Cobble-
Smooth Joint**

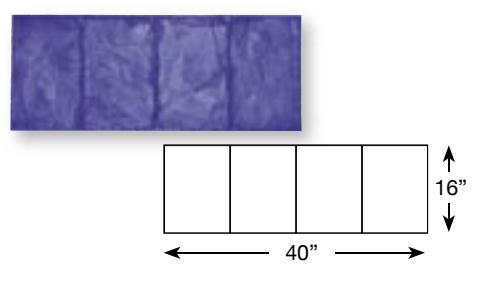
53.5" x 30.875"
(135.89 x 78.42 cm)
Pattern: A
*A staggered pattern of
cobblestone with smooth joints
and rounded edges*



TM-900

12" x 12" Slate-Butt Joint

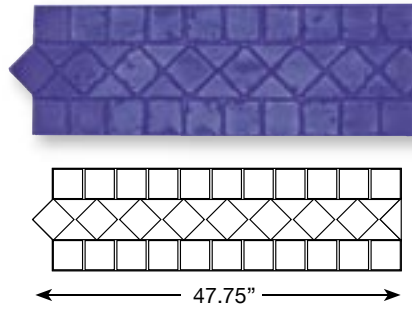
24" x 48"
(60.96 x 121.92 cm)
Pattern: A
*Sharp slate squares butted up
against each other in two rows*



TM-1010

Slate Border

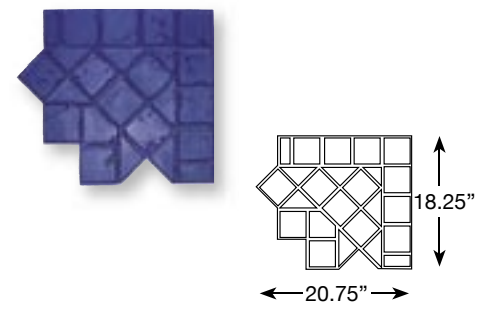
16" x 40"
(40.64 x 101.6 cm)
Pattern: A



TM-1020

Tile Border

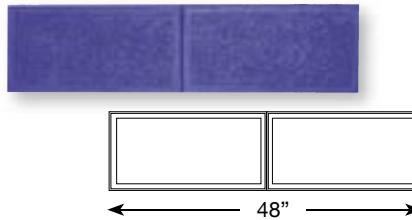
14" x 47.75"
(35.56 x 121.28 cm)
Pattern: A



TM-1020-1

Tile Border Corner Piece

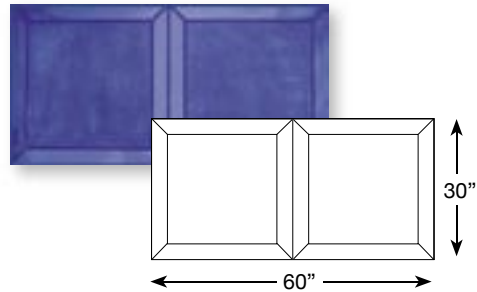
18.25" x 20.75"
(46.36 x 52.71 cm)
Pattern: A



TM-1030

Bushed Border

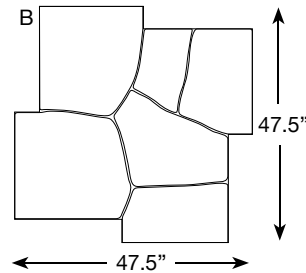
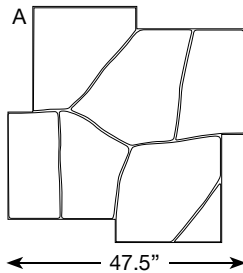

12" x 48"
(30.48 x 121.92 cm)
Pattern: A



TM-1200

30" x 30" Bushed Stone

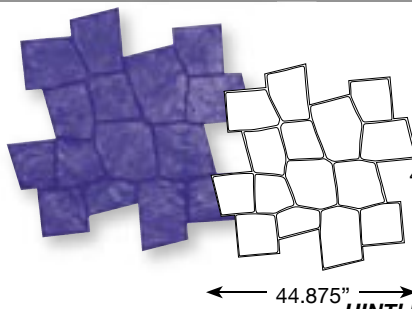
30" x 60" (76.2 x 152.4 cm)
Pattern: A
*Two bushed stones with square
corners and sharp beveled
edges*



TM-1300

Castle Stone

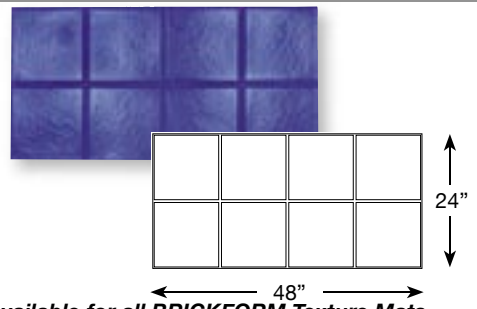
47.5" x 47.5"
(120.65 x 120.65 cm)
Pattern: A and B
Irregular shaped natural stones



TM-1350

Luccia Stone

44.875" x 44.875"
(113.98 x 113.98 cm)
Pattern: A
*Slate stones with irregular edges,
in a random pattern*

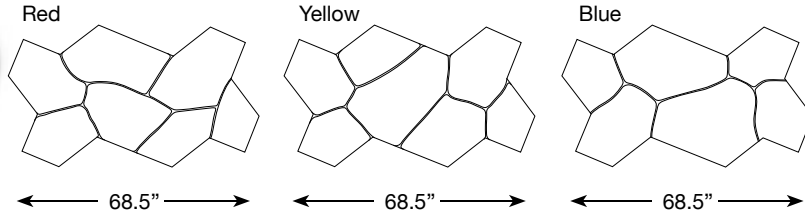



TM-1400

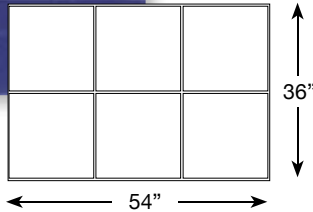
12" x 12" Mexican Tile

24" x 48"
(60.96 x 121.92 cm)
Pattern: A
*Beautiful Mexican tiles with
sandy joints*

HINT! Matching thin mats "floppies" are available for all BRICKFORM Texture Mats

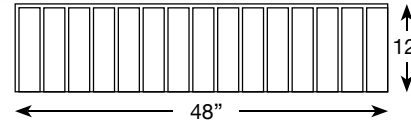


TM-1500
Verona Stone
 42.75" x 68.5"
 (108.58 x 173.99 cm)
 Red, Yellow and Blue
 A unique random pattern of irregular stones

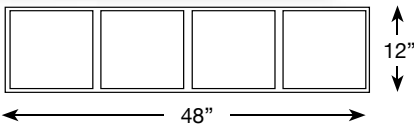


TM-1620
18" x 18" Slate
 36" x 54"
 (91.44 x 137.16 cm)
 Pattern: A
 Three slates with sharp edges, laid in two rows

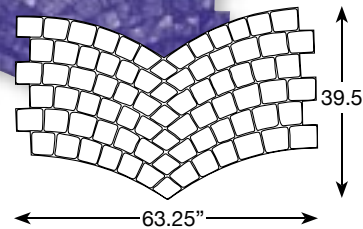

Creative Images Mats Made-to-Order 2-week production lead time



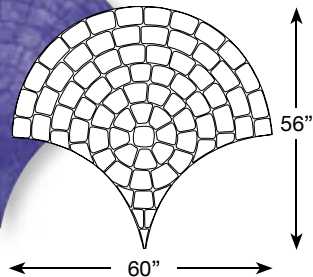

TM-1000
4" x 12" Brick Border
 12" x 48" (30.48 x 121.92 cm)
 Pattern: A



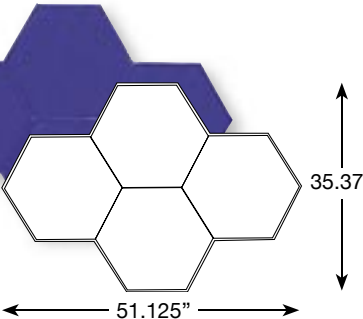
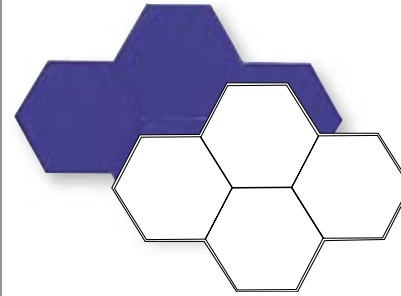
TM-1040
12" x 12" Mexican Tile Border
 12" x 48"
 (30.48 x 121.92 cm)
 Pattern: A



TM-1100
Danish Fan
 39.5" x 63.25"
 (100.33 x 160.65 cm)
 Pattern: A
 Rectangular stones of various sizes laid in a fan pattern with flat joints




TM-1600
Tear Drop Fan
 56" x 60"
 (142.24 x 152.4 cm)
 Pattern: A
 Utah stones laid in a tear drop fan pattern




TM-1660
Hexagon-Smooth with 1/2" Joints
 35.375" x 51.125"
 (89.85 x 129.85 cm)
 Pattern: A
 Smooth hexagon tiles in an interlocking pattern

Cal-Trans Series Texture Mats (Made-to-Order



Caltrans 1 1/2" Straight Grooves
HR-100
 24.125" x 47.875" (61.27 x 121.60 cm)
 Blue
 Smooth 1/4" grooves spaced 1 1/2" apart
 Also Available:
HR-400
 Caltrans 3/4" Straight Grooves
 12.25" x 48.25" (31.12 x 122.56 cm) Blue
 Smooth 1/4" grooves spaced 1/2" apart



Caltrans 45° Left
HR-200L
 24.125" x 48.125"
 (61.27 x 122.23 cm) Red
 Smooth grooves running the entire length of the tool at a 45° angle (Left orientation)
 Also Available:
HR-200 R
 Caltrans 45° Right
 24.125" x 48.25" (61.27 x 122.56 cm) Yellow
 Smooth grooves running the entire length of the tool at a 45° angle (Right orientation)

Graphic Warning Imprints (Made-to-Order

BRICKFORM carries a complete line of graphic imprints.



No Dumping Flows To River
FM-6100
 12" x 33.937" (30.48 x 86.2 cm) Blue



High Voltage
FM-6240
 5.5" x 12" (13.97 x 30.48 cm)
 Yellow



Warning Post Tension
FM-6210
 8" x 12" (20.32 x 30.48 cm)
 Red

Also Available:
FM-6100, No Dumping Flows to Creek, 6.375" x 34.25"
FM-6120, No Dumping Flows to River 3/8", 12" x 34"
FM-6130, No Dumping Drains to River, 11" x 22.575"
FM-6135, No Dumping Drains to River 1/8", 7.75" x 22"
FM-6140, No Dumping Flows to Bay, 7.5" x 32.75"
FM-6150, No Dumping Drains to Delta, 6.375" x 33.785"
FM-6200, Post Tension, 1.5" x 12"
FM-6220, Warning Methane Gas Barrier, 21" x 34.5"
FM-6230, Warning Vapor Control, 30" x 30"
FM-6250, Structural Concrete, 4" x 17.785"

Step-Liners

BRICKFORM Step-Liners are designed to produce texture on the edges of concrete steps, risers, terracing and even concrete countertops. These Step-Liners can be reused many times. Simply attach the liners to your riser forms and impart the beauty of natural stone. They have no top or bottom and can be reversed to reduce pattern repeat. BRICKFORM Step-Liners are high-quality, flexible polyurethane, engineered to be lightweight and extremely durable.



45° Angle Step Liner
(Two shown to form corner)



SL-100, 48" Step Liner
6" x 48" (15.24 x 121.92 cm)
Pattern: A or B

SL-300, 24" Step Liner
6" x 24" (15.24 x 60.96 cm)
Pattern: A or B

SL-350, 45° 24" Step Liner
6" x 26.375" (15.24 x 66.99 cm)
Pattern: A or B

SL-450, 45° 16" Step Liner
6" x 18.375" (15.24 x 45.72 cm)
Pattern: A or B

SL-200, 72" Step Liner
6" x 72" (15.24 x 182.88 cm)
Pattern: A

SL-400, 16" Step Liner
6" x 16" (15.24 x 40.64 cm)
Pattern: A or B

Step Liners in Foam Urethane

- Lightweight
- Increased Flexibility

SL-3500
45 degree 24" Step Liner In Foam Urethane
6" x 26.375"
Pattern A or B

SL-4500
45 degree 16" Step Liner In Foam Urethane
6" x 18.375"
Pattern A or B

SL-1000
48" Step Liner In Foam Urethane
6" x 48"
Pattern A or B

SL-3000
24" Step Liner In Foam Urethane
6" x 24"
Pattern A or B

SL-4000
16" Step Liner In Foam Urethane
6" x 16"
Pattern A or B

SL-5000
72" Step Liner In Foam Urethane
6" x 72"
Pattern A



Countertop Liner

FM-6610
Stone Countertop Liner
2" x 98"

Dimensional Step Liners

- Sized to Dimensional Lumber
- Thin
- Attach To Forms
- Flexible For Creating Organic Shapes
- Approximately 2" thick

SL-500A
Stone Step Liner (Dimensional lumber)
8" (7.25") x 6'

SL-530A
Stone Step Liner (Dimensional lumber)
4" (3.5") x 6'

SL-525A
Stone Step Liner (Dimensional lumber)
6" (5.5") x 6'



Slim-Strip Step Liners

- Ultra-Thin
- Super Flexible For Creating Organic Shapes
- Available In Slate And Stone Textures
- Sized To Dimensional Lumber
- Approximately 1/2" thick

SL-600A
6" Stone Slim Strip
6" (5.5") x 8'


SL-615A
4" Stone Slim Strip
4" (3.5") x 8'

SL-625A
8" Stone Slim Strip
8" (7.25") x 8'

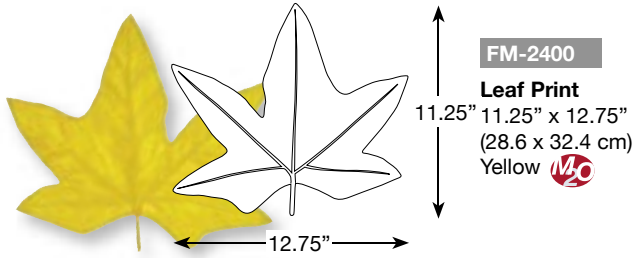
SL-650A
6" Slate Slim Strip
6" (5.5") x 8'

SL-665A
4" Slate Slim Strip
4" (3.5") x 8'

SL-675A
8" Slate Slim Strip
8" (7.25") x 8'





Imprint Texture Mats (Made-to-Order)



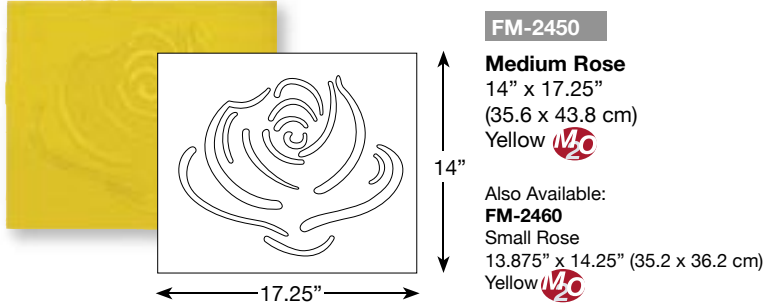
FM-2400

Leaf Print

11.25" x 12.75"
(28.6 x 32.4 cm)
Yellow 


Also Available: 


FM-2410, Leaf Print 2, 9.375" x 9.5", Yellow
FM-2420, Leaf Print 3, 7.625" x 7.625", Yellow
FM-2430, Leaf Print 4, 6.1875" x 6.75", Yellow
FM-2440, Leaf Print 5, 5.625" x 9.5", Yellow

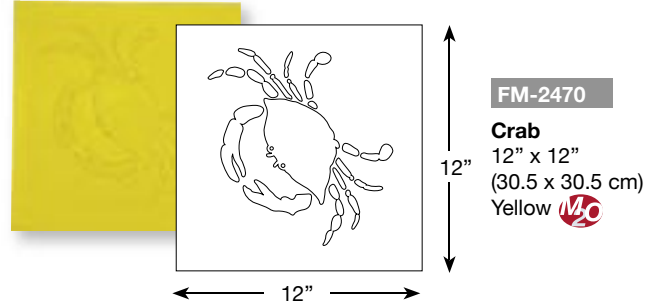


FM-2450

Medium Rose


14" x 17.25"
(35.6 x 43.8 cm)
Yellow 

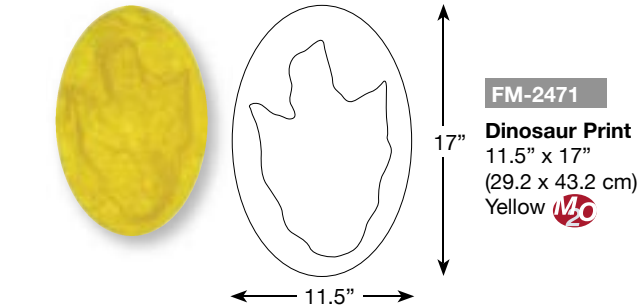
Also Available:
FM-2460
Small Rose
13.875" x 14.25" (35.2 x 36.2 cm)
Yellow 



FM-2470


Crab

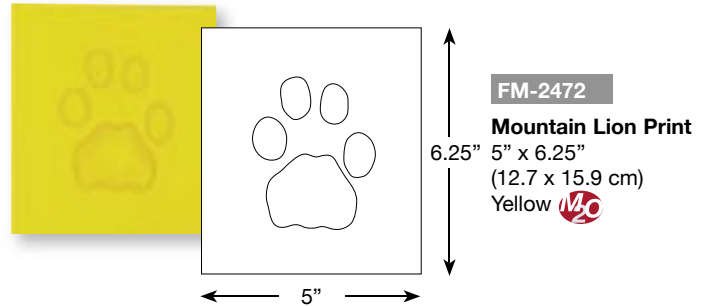
12" x 12"
(30.5 x 30.5 cm)
Yellow 



FM-2471


Dinosaur Print

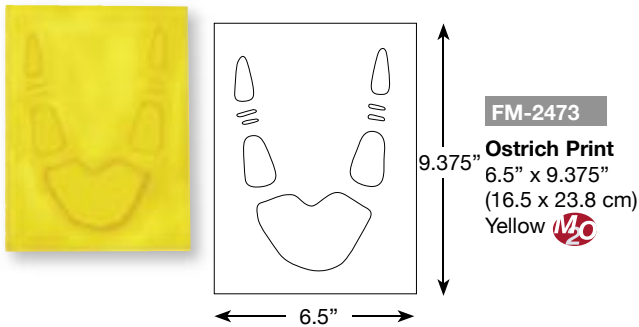
11.5" x 17"
(29.2 x 43.2 cm)
Yellow 



FM-2472


Mountain Lion Print

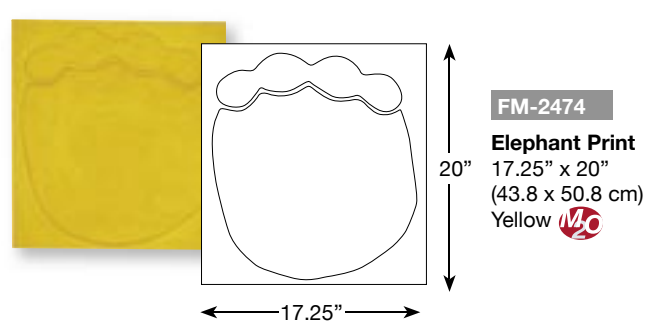
5" x 6.25"
(12.7 x 15.9 cm)
Yellow 



FM-2473


Ostrich Print

6.5" x 9.375"
(16.5 x 23.8 cm)
Yellow 




FM-2474

Elephant Print

17.25" x 20"
(43.8 x 50.8 cm)
Yellow 

ABCDEFGHIJKLMNOPQRSTUVWXYZ1234567890

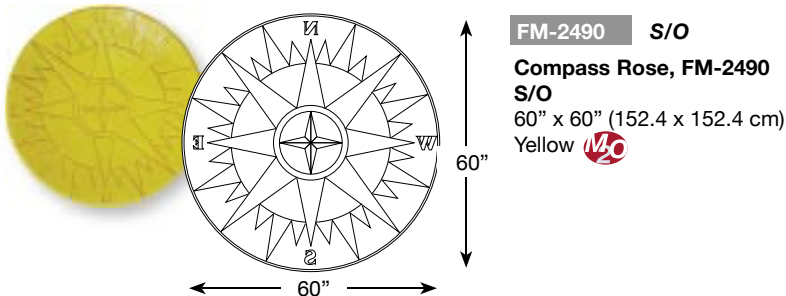
Also Available: 

FM-6000, Letter Stamp Small, 1.75" x 1.125"

FM-6010, Letter Stamp Large, 3" x 3.875"

FM-6020, Number Stamp Small, 1.75" x 1.125"

FM-6030, Number Stamp Large, 3" x 3.875"



FM-2490 S/O


Compass Rose, FM-2490

S/O

60" x 60" (152.4 x 152.4 cm)
Yellow 

Texturing Accessories

Available for your finishing needs, BRICKFORM has all the texturing accessories to complement the full-line of texture mats.



BRICKFORM Touch-up Wheels


BRICKFORM Touch-up Wheels are part of the BRICKFORM Texture Mat System and are designed to help installers create clean and crisp grout lines. These wheels are very versatile and lightweight, making them easy to use; even in the tightest areas. BRICKFORM Touch-up Wheels are available in seven styles to compliment the full range of BRICKFORM Texture Mats.

A.	FM-6510	1/4" Round Joint	2" Diameter
B.	FM-6520	3/16" Flat Joint	2" Diameter
C.	FM-6530	3/8" Flat Joint	2" Diameter
D.	FM-6540	3/8" Sanded Joint	2" Diameter
E.	FM-6550	1/2" Wedge Joint	2" Diameter
F.	FM-6560	1/2" Flat Joint	2" Diameter
G.	FM-6570	1/2" Sanded Joint	2" Diameter


BRICKFORM Pounders

Find the pounder that is right for you and your job. The redesigned aluminum-handle pounder is ready to use right out of the box, with an internal spring system that absorbs shock internally, reducing the transfer to your hands. Increased side impact/miss strike recovery keeps the energy moving down, instead of off-center. Of course, you can't forget about the popular Original BRICKFORM Pounder that has a rigid head and fixed placed handle. Two great pounders to achieve optimum detail on the concrete surface.

FP-100	Fiberglass Handle	10" x 10"	19 Lbs.
FP-200	Fiberglass Handle	12" x 12"	20 Lbs.
FP-300	Fiberglass Handle	15" x 15"	23 Lbs.
FP-400	Aluminum Handle	12" x 12"	15 Lbs.
FP-500	Aluminum Handle	15" x 15"	18 Lbs.



FP-500 shown



BRICKFORM Grouting Tools

BRICKFORM Grouting Tools create a sanded grout line. Use the rigid tool for straight lines and the flexible tool for curved or wavy grout lines.

A.	FM-6310	Rigid	3/8" x 8"
B.	FM-6300	Flexible	3/8" x 8"

BRICKFORM Aluminum Chisels

BRICKFORM Aluminum Chisels are lightweight, easy to handle and designed with the concrete finisher in mind. Cut control joints in wet concrete, create your own pattern or touch-up grout lines with ease. BRICKFORM Aluminum Chisels are available in seven different sizes to fit your needs.

A-700	18" Chisel
A-705	12" Chisel
A-800	8" Chisel
A-803	4" Chisel
A-804	3" Chisel
A-805	1 1/2" Chisel



(A-705 and A-800 shown.)

Vertical Mix

High-Build, Vertical Texturing Mix

BRICKFORM Vertical Mix is a lightweight vertical overlay mix designed for texturing vertical surfaces up to 2" and creating simulated stone, rock, tile, slate and other natural surfaces. It is composed of cement, polymers, lightweight aggregates and admixtures. It may be applied to vertical surfaces such as wood, drywall, concrete, blocks etc.

- Add-water only product
- Color with Overlay Liquid colorant or stain
- Easily textured by carving and stamping

VM-1000, Vertical Mix, 45 lb. bag



Rock Fall, vm-125

27.75" x 12" (70.49 x 30.48 cm), Pattern: A, B and C



Dry Stack, vm-100

27.75" x 12" (70.49 x 30.48 cm), Pattern: A, B and C



Pebble skin, vm-1075 A or B

16" x 16" (40.64 x 40.64 cm)

Pattern: A and B

Pebble Skin Roller, vm-2075, 8.5"



Rough Stone skin, vm-1025 A or B

16" x 16" (40.64 x 40.64 cm)

Pattern: A and B

Rough Stone Skin Roller, vm-2025, 8.5"



Intensity skin, vm-1050 A or B

16" x 16" (40.64 x 40.64 cm)

Pattern: A and B

Intensity Skin Roller, vm-2050, 8.5"



BRICKFORM, A Division of Solomon Colors, Inc., 4050 Color Plant Road, Springfield, IL 62702 • 800-483-9628 • www.brickform.com

